



SOLT I German Module 1 Lesson 4

Instructor Manual

The Family

DEFENSE LANGUAGE INSTITUTE
FOREIGN LANGUAGE CENTER



At the end of this lesson you will be able to discuss your family as well as other people's family members. In order to achieve this objective you will:

Identify Family Relationships

- Identify family members
- Talk about your family
- List your family tree
- Ask about other people's family members
- Talk about family events

Discussing Suspicious People

You have been given the Biography of an accused terrorist and are discussing it with your counterpart.



- Feldwebel Brück:** Der Mann heißt Stephan Kaiser. Seine Eltern wohnen in Frankfurt.
- SSG Warren:** Kaiser hat zwei Schwestern. Sie wohnen in Darmstadt.
- Feldwebel Brück:** Er hat nur einen Bruder. Er lebt in Spanien.
- SSG Warren:** Aha! Das ist sehr interessant. Wie heißt sein Bruder?
- Feldwebel Brück:** Er heißt Michael Kaiser und ist am Ältesten.
- SSG Warren:** Ist er verheiratet?
- Feldwebel Brück:** Nein, er ist ledig. Er wohnt in einem Haus in Madrid.
- SSG Warren:** Er besucht seine Eltern jedes Jahr an ihrem Hochzeitstag. Kommt Stephan dann auch?
- Feldwebel Brück:** Ja, wo ist Stephan?

Translate this dialogue after having read it.

Identify Family Relationships

Der Familienstammbaum (The Family Tree)



Der Urgroßvater
(great grandfather)



Die Urgroßmutter
(great grandmother)



Großeltern (grandparents)
Die Großmutter (grandmother) **Der Großvater** (grandfather)



Der Onkel
(uncle)
Der Schwager
(brother-in-law)



Der Vater
(father)
Schwiegersohn
(son-in-law)



Die Mutter
(mother)
Schwiegertochter
(daughter-in-law)



Die Tante
(aunt)
Die Schwägerin
(sister-in-law)



Die Kusine
(cousin)



Der Sohn
(son)
Der Bruder (brother)
Enkelsohn(grandson)



Die Tochter
(daughter)
Die Schwester (sister)
Die Enkeltochter (granddaughter)



Der Vetter
(cousin)



Tip of the Day

Just like in English, Germans also use terms of endearment for family members. The most common ones are the following:

- Mami/Mama/Mutti → mom
- Papi/Papa/Vati → dad
- Omi or Oma → nanny or grandma
- Opi or Opa → grandpa or granddad

Der Familienstand (Marital Status)

ledig, alleinstehend	single
verheiratet	married
verwitwet	widowed
geschieden	divorced

Familienfeiern (Family Celebrations)

Die Taufe	baptism
Der Geburtstag	birthday
Der Namenstag	name day
Die Hochzeit	wedding
Das Familientreffen	family reunion

Exercise 1 (Pair Exercise)

Ask your partner ten family-related questions and write down the answers. Use the phrases below as guidelines.

- names of parents
- location of parents
- any brothers or sisters
- names and ages of brothers or sisters
- location of brothers or sisters
- any aunts and uncles
- names and locations of aunts and uncles

Exercise 2 (Pair Exercise)

Switch partners and tell your new partner the information you received from your first partner in Exercise 1. Then summarize the exercise for the whole class.

Exercise 3

Read the sentences below and fill in the blanks with the correct family member. Compare your answers with those of the class.

1. Der Sohn von meiner Tochter ist mein _____.
2. Die Mutter von meinem Vater ist meine _____.
3. Der Bruder von meiner Mutter ist mein _____.
4. Der Sohn meiner Tante ist mein _____.
5. Die Schwester meiner Frau ist meine _____.
6. Der Mann meiner Tochter ist mein _____.

Answer Key:

- | | |
|---------------|------------------|
| 1. Enkelsohn | 4. Vetter |
| 2. Großmutter | 5. Schwägerin |
| 3. Onkel | 6. Schwiegersohn |

Exercise 4

Read the excerpt below and write a similar paragraph about your family. Read it to the rest of the class and ask questions to each other about it.

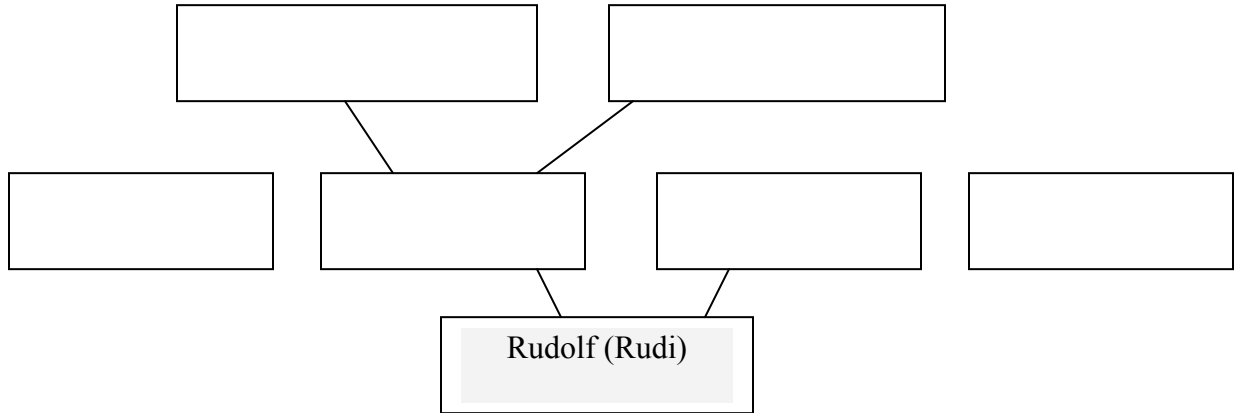
Example: Meine Eltern heißen Dagmar und Wolfgang und ich heiße Manuela. Meine Eltern haben vier Kinder. Ich habe drei Geschwister. Meine Brüder heißen Stefan und Michael und meine Schwester heißt Sabine. Mein Vater hat einen Bruder. Mein Onkel heißt Thomas und seine Frau heißt Sonja. Die Schwester von meiner Mutter heißt Anja und sie ist auch verheiratet. Ihr Mann heißt Günther. Die Eltern von meinem Vater heißen Hilde und Werner. Die Eltern von meiner Mutter heißen Traude und Hans.

Exercise 5

Draw a family tree from the information you received from the excerpt in Exercise 4. Use the family titles as well as the names of the people. Compare the family tree with those of your classmates. Then draw a second family tree using the paragraph you wrote about your own family as a guideline.

Exercise 6

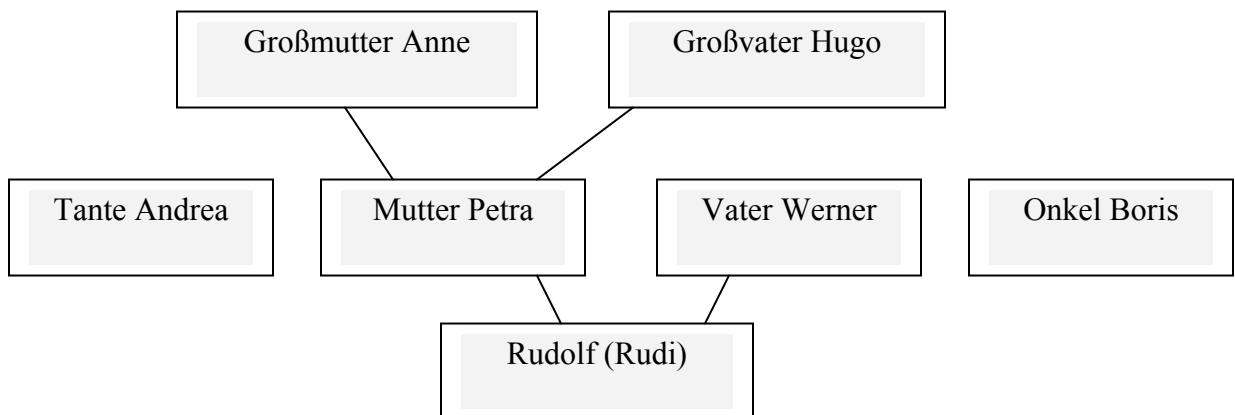
Listen to your instructor read a short excerpt and write the correct family titles and names in the boxes below. Compare your answers with those of your classmates.



Reading Key:

Hallo, ich heie Rudolf. Meine Mutter Petra nennt mich immer "Rudi", obwohl ich "Rudolf" heie. Mein Vater Werner sagt auch "Rudi" zu mir. Nur mein Grovater Hugo nennt mich "Rudolf." Morgen fahre ich zu meiner Tante Andrea und meinem Onkel Boris. Meine Gromutter Anne kommt auch zum Mittagessen.

Answer Key:



Exercise 7 (Group Exercise)

Practice the following exchanges, completing the circles with each family member listed below.

Example:

A to B: My father's name is _____.

B to C: His father's name is _____. My father's name is _____.

C to D: His father's name is _____. My father's name is _____.

-continue-

Family members: aunt
 grandfather
 cousin (female)
 brother-in-law

Exercise 8

Read the terms for the family events under each of the pictures and answer the questions. Compare your answers with those of your classmates.

1. What picture stands for a child's birth and what is celebrated on that day? Write down the German terms.
2. What is the German term for a wedding?
3. Find the German term for *picnic* and *prom*.
4. What picture is showing a visit? Circle it.
5. Find the German terms for *honeymoon*, *wedding anniversary* and *birthday*.



Hochzeit



Flitterwochen



Geburstag



Hochzeitstag



Besuch



Picknick



Geburt



Schülerball

Answer Key:

1. die Geburt, der Geburtstag
2. die Hochzeit
3. das Picknick, der Schülerball
4. der Besuch

The Four German Cases

Just like English, the German language also has the four cases: Nominativ, Akkusativ, Dativ und Genitiv. Unlike English, however, the German cases are not only apparent with pronouns, but also with nouns. German uses the case system to show the function of a word in a sentence, whereas English relies mainly on word order. In German, you can switch the word order around without affecting the meaning. The table below shows you the change in case for the definite and the indefinite article.

Der Bestimmte Artikel (definite article)				
Fall (Case)	Maskulin (masculine)	Feminin (feminine)	Neutrum (neuter)	Mehrzahl (plural)
Nominativ	der	die	das	die
Akkusativ	den	die	das	die
Dativ	dem	der	dem	den
Genitiv	des	der	des	der
Der Unbestimmte Artikel (indefinite article)				
Fall (Case)	Maskulin (masculine)	Feminin (feminine)	Neutrum (neuter)	Mehrzahl (plural) – NONE
Nominativ	ein	eine	ein	keine
Akkusativ	einen	eine	ein	keine
Dativ	einem	einer	einem	keinen
Genitiv	eines	einer	eines	keiner

Possessive Adjectives

In Lesson 3, you learned about possessive adjectives in the nominative case. Since we have just discussed the four German cases, you are now ready to learn German possessive adjectives in all four cases.

mein – my				
	Maskulin	Feminin	Neutrum	Mehrzahl
Nominativ	mein	meine	mein	meine
Akkusativ	meinen	meine	mein	meine
Dativ	meinem	meiner	meinem	meinen
Genitiv	meines	meiner	meines	meiner

dein – your / sein – his / ihr – her / sein – its

unser – our				
	Maskulin	Feminin	Neutrum	Mehrzahl
Nominativ	unser	unsere	unser	unsere
Akkusativ	unseren	unsere	unser	unsere
Dativ	unserem	unserer	unserem	unseren
Genitiv	unseres	unserer	unseres	unserer

euer – your / ihr – your (plural)

Comparison of Adjectives

German adjectives can be found in three forms:

1. the base form – describes someone or something
2. the comparative form – compares one thing/person to another
3. the superlative form – describes someone/something as being extreme in comparison with others

Forming the comparative:

add **-er** to the base form, as well as the gender specific endings.

Example: groß - größer
 klein - kleiner

Forming the superlative:

Add **-st** or **-est** to the adjectives ending in **-d** or **-t**, as well as the gender specific endings.

	Masculine	Feminine	Neuter	Plural
Nominative	-e	-e	-e	-en

Example: Er ist der **kleinst -e** Mann.
 Sie sind die **jüngst -en** Kinder.

Many one-syllable adjectives add an Umlaut to the stem vowel in both the comparative and the superlative.

Examples:

lang - länger - das Längste
alt - älter - der Älteste
warm - wärmer - das Wärmste

There are some irregular comparative and superlative forms:

Base	Comparative	Superlative
gern	lieber	liebst-
gut	besser	best-
hoch	höher	höchst-
nah	näher	nächst-
viel	mehr	meist-

Exercise 1

Fill in the correct possessive adjectives in these family-related sentences.

1. Das ist die Schwester _____ (of your – singular) Vaters.
2. Das ist das Kind _____ (of his) Bruders.
3. Das ist der Onkel _____ (of her) Mutter.
4. Das ist die Mutter _____ (of my) Tante.
5. Das ist die Tochter _____ (of our) Großeltern.
6. Das ist der Sohn _____ (of their – plural) Eltern.

Answer Key:

- | | |
|-----------|------------|
| 1. deines | 4. meiner |
| 2. seines | 5. unserer |
| 3. ihrer | 6. ihrer |

Exercise 2

Determine the gender of the words below and fill in the correct definite and the corresponding indefinite articles.

1. Onkel _____
2. Kusine _____
3. Kind _____
4. Großvater _____
5. Urgroßmutter _____
6. Nichte _____

Answer Key:

- | | |
|---------------|---------------|
| 1. der / ein | 4. der / ein |
| 2. die / eine | 5. die / eine |
| 3. das / ein | 6. die / eine |

Exercise 3

Read the following five sentences and rewrite them in the comparative form. Use the noun or pronoun given in parentheses.

Example: Thomas ist klein. (sie) Sie ist kleiner.

1. Ich bin groß. (er) _____
2. Ihr ist es warm. (mir) _____
3. Uns geht es gut (euch) _____
4. Wir wohnen sehr nah (ihr) _____
5. Ich bin jung. (du) _____

Answer Key:

1. Er ist größer.
2. Mir ist es wärmer.
3. Euch geht es besser.
4. Ihr wohnt näher.
5. Du bist jünger.

Exercise 4

You have already learned a number of adjectives from lessons 1 to 3. (alt, gut, schön, groß, grün, kurz, klein, hoch) The grammar notes in this lesson explain that there are three degrees of adjective modification. These are shown below in German with their English equivalents. Also using the possessive adjective chart from the grammar notes, try to construct phrases with your partner.

GERMAN			ENGLISH		
base	comparative	superlative	base	comparative	superlative
alt	älter	das Älteste	old	older	the oldest
gut	besser	das Beste	good	better	the best
schön	schöner	das Schönste	nice	nicer	the nicest
groß	größer	das Größte	big	bigger	the biggest
grün	grüner	das Grünste	green	greener	the greenest
kurz	kürzer	das Kürzeste	short	shorter	the shortest
klein	kleiner	das Kleinste	small	smaller	the smallest
hoch	höher	das Höchste	high	higher	the highest

-
- His car is nice. _____ My car is nicer. _____
 - My family is big _____ Her family is bigger _____
 - His hair is short _____ My hair is shorter _____
 - My child is older _____ His child is the oldest _____
 - Your dog is small _____ My dog is smaller _____

Answer Key:

- | | |
|---------------------------|----------------------------|
| 1. Sein Auto ist schön | Mein Auto ist schöner. |
| 2. Meine Familie ist groß | Ihre Familie ist größer. |
| 3. Sein Haar ist kurz. | Mein Haar ist kürzer. |
| 4. Mein Kind ist älter. | Sein Kind ist das Älteste. |
| 5. Ihr Hund ist klein. | Mein Hund ist kleiner. |

Adresse, die		address
Alter, das		age
bringen		to bring
besuchen		to visit
Eltern, die		parents
Enkelsohn, der	die Enkelsöhne	grandson
Enkeltochter, die	die Enkeltöchter	granddaughter
es gibt		there is, there are
Familienstand, der	die Familienstände	marital status
feiern		to celebrate
geboren		born
Geburtsort, der	die Geburtsorte	birthplace
Geburtstag, der		birthday
geschieden		divorced
Geschwister, die		siblings
Getränk, das	die Getränke	drink
Großeltern, die		grandparents
Großmutter, die	die Großmütter	grandmother
Großvater, der	die Großväter	grandfather
Jahr, das	die Jahre	year
Jubliäum, das		anniversary
Kusine, die	die Kusinen	cousin
ledig		single
mitnehmen		to take with you
Mittagessen, das	die Mittagessen	lunch
Mutter, die	die Mütter	mother
Neffe, der	die Neffen	nephew
Nichte, die	die Nichten	niece
nur		only
obwohl		although
Onkel, der	die Onkel	uncle
Person, die	die Personen	person
Schwager, der	die Schwäger	brother-in-law
Schwägerin, die	die Schwägerinnen	sister-in-law
Schwiegersohn, der	die Schwiegersöhne	son-in-law
Schwiegertochter, die	die Schwiegertöchter	daughter-in-law
sich nennen		to call oneself something
Spaß, der		fun
Stiefmutter, die	die Stiefmütter	stepmother
Stiefvater, der	die Stiefväter	stepfather
Tante, die	die Tanten	aunt
Urgroßmutter, die	die Urgroßmütter	great grandmother
Urgroßvater, der	die Urgroßväter	great grandfather

Vater, der	die Väter	father
verheiratet		married
Vetter, der	die Vetter	cousin
Witwe, die		widow
Witwer, der		widower
Wohnort, der	die Wohnorte	place of residence

Family Life in Germany

Families in Germany are usually small, with only one or two children, which means that the current population growth is less than zero. Mutual respect holds a high value in German families and the parents often let their children make their own decisions, but they also hold them fully responsible for their actions.

Many traditions and traditional behavior patterns have survived and developed within German families throughout the centuries. It is still very common today for the whole family to get together on Sundays for lunch, or even to meet during the week at the parents' house at 4:00 pm for coffee. In Germany meals do not only serve the purpose of eating, but also of socializing and spending valuable family time together. During these family get-togethers Germans enjoy extended conversations, which often lead to amicable controversies and discussions.

Name day

The name day originated in the Catholic Church and is celebrated in most German Catholic families. This is often a more important family celebration than a birthday, but is celebrated very similarly. The name day is the day in the year on which the name patron (saint) has his/her anniversary in the holy calendar.

List of a few German names and their name days:

1 January Wilhelm, Manuela
2 January Dietmar, Makarius, Gregor, Basilius
3 January Adula, Irmina, Odilo, Genoveva
4 January Angela, Roger, Angelika, Mario
5 January Erminold, Gerlach, Emilie, Eduard
6 January Raphaela, Pia, Wiltrud, Balthasar, Kaspar, Melchior, Gertrud
7 January Johann, Knud, Reinhold, Raimund, Sigrid, Valentin, Virginia
8 January Heinrich, Severin, Gundula, Erhard

Identify Family Relationships

Activity 1 (Pair Activity)

Practice one of the following dialogues and reverse roles. Go into as much detail as possible regarding names, numbers, ages, etc. Present one situation to the class.

A: Ask if your partner has any brothers or sisters.

B: Answer

A: Ask if your partner has any nieces or nephew.

B: Answer

A: Ask if your partner is married.

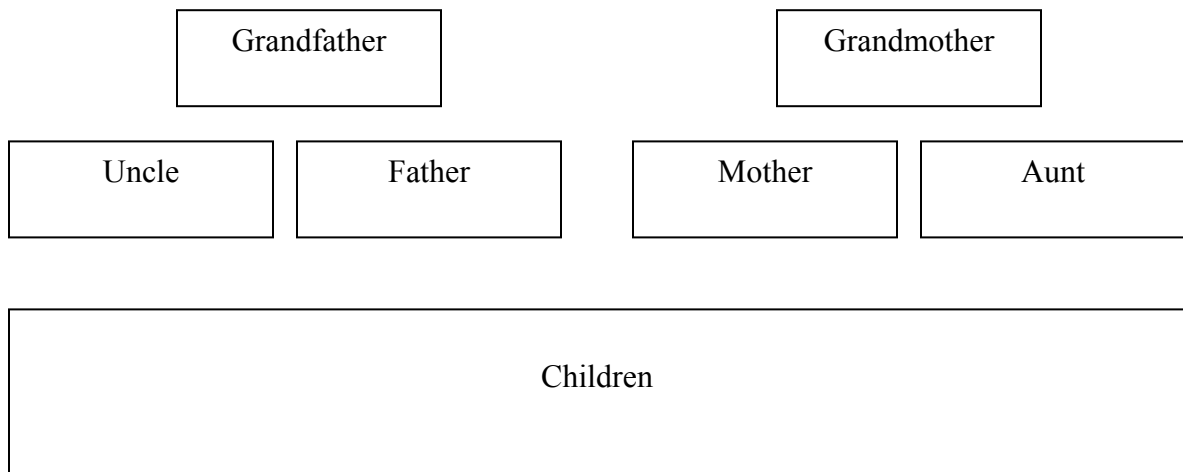
B: Answer

A: Ask if your partner has any children.

B: Answer

Activity 2 (Pair Activity)

Ask your partner questions about his family and create a family tree with the information you receive from him/her. Make sure to include names, ages, marital status, etc. Use the family tree below as a guideline for your questions.



Activity 3

Use the family tree you created for your partner in Activity 2 to inform the class about your partner's family.

Activity 4

Your instructor will read eight sentences identifying the relationship of two family members. In column B, write down the name of the family member and his/her relationship with the person in column A. Compare your answers with those of your classmates.

A	B
1. Brigitte	_____
2. Olaf	_____
3. Volker	_____
4. Elke	_____
5. Yvonne	_____
6. Bernd	_____
7. Karin	_____
8. Kurt	_____

Reading Key:

- | | |
|--|--|
| 1. Ulrich ist der Bruder von Brigitte. | 5. Christoph ist der Vater von Yvonne. |
| 2. Heidi ist die Großmutter von Olaf. | 6. Bernd ist der Sohn von Sabine. |
| 3. Volker ist der Onkel von Thomas. | 7. Karin ist die Nichte von Werner. |
| 4. Elke ist die Schwester von Alexandra. | 8. Stefan ist der Großvater von Kurt. |

Answer Key:

- | | |
|--------------------------|-----------------------|
| 1. Ulrich – Bruder | 5. Christoph – Vater |
| 2. Heidi – Großmutter | 6. Sabine – Mutter |
| 3. Thomas – Neffe | 7. Werner – Onkel |
| 4. Alexandra – Schwester | 8. Stefan – Großvater |

Activity 5

Study the following pictures and write the possible family relationship below each picture. Share your writing with the whole class.



Activity 6 (Group Activity)

The instructor will hand each student a flashcard with a name and a family title, for example, *Reiner Schmidt, Vater*. The instructor will also draw a family tree on the blackboard. The first student asks the student next to him/her what his/her name and family title on the flashcard is. After that student has answered, the class decides where in the family tree that person should be placed. Continue with the next student until the family tree is complete.

Example:

A: Wie heißen sie?

B: Ich bin Reiner Schmidt und ich bin ein Vater.

Identify Family Relationships

Activity 1 (Pair Activity)

Each student chooses one of the two family pictures. Pretend this is your family and tell your partner about the individual family members and the occasion where this picture was taken. Share one situation with the whole class.



Activity 2 (Pair Activity)

Imagine you have just arrived in Germany and are applying for a German driver's license. The official behind the counter asks you a number of family-related questions. Create a dialogue with your partner using the words below as a guideline. Switch roles. Role-play the situation for the class.

- | | |
|-----------------|--------------------------------|
| - Name | - Name und Alter der Ehefrau |
| - Adresse | - Wie viele Kinder |
| - Alter | - Namen und Alter der Kinder |
| - Familienstand | - Namen und Wohnort der Eltern |

Activity 3

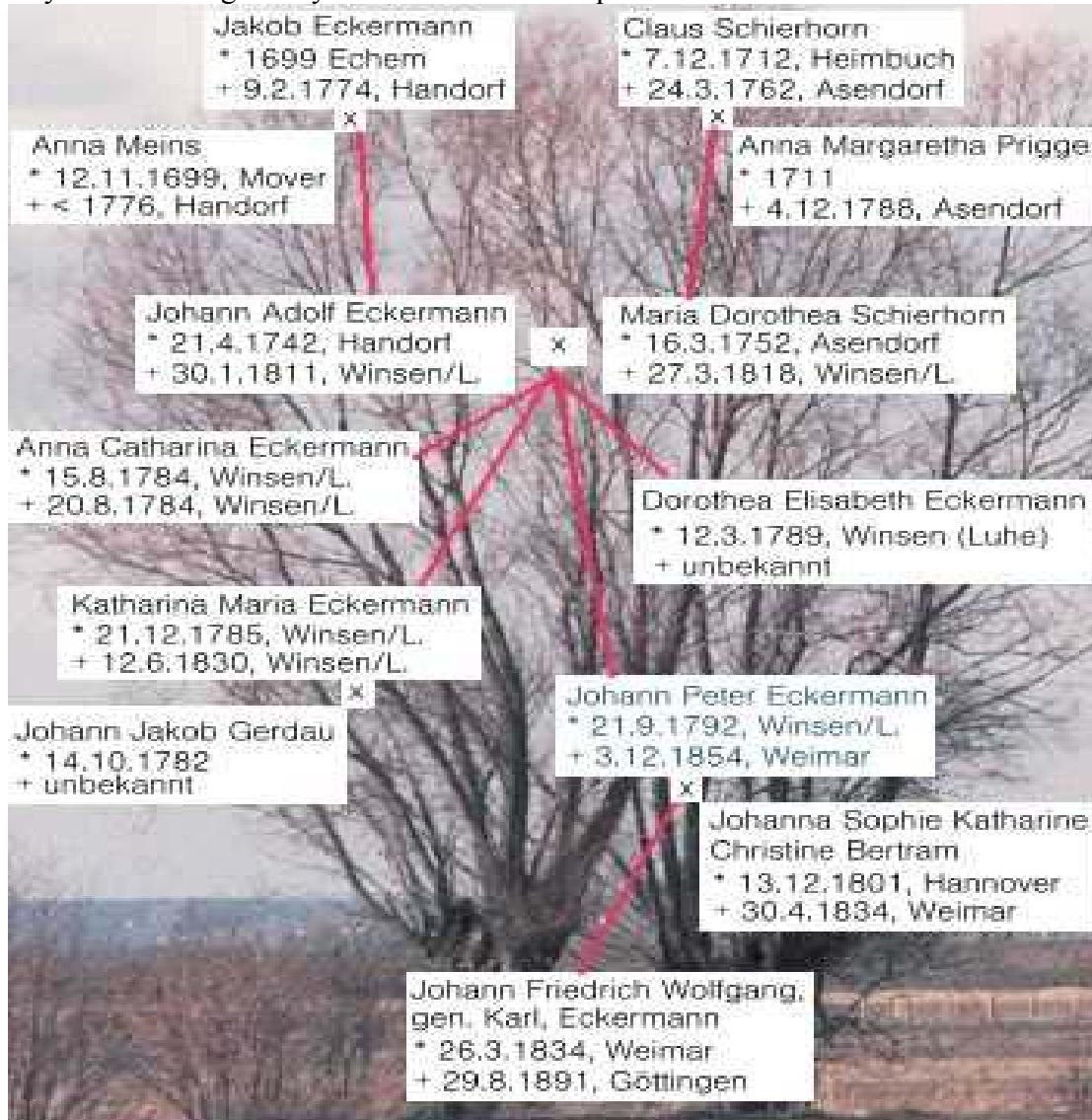
Listen to your instructor read a short paragraph about a family reunion and summarize the paragraph in your own words. Be sure to mention all the relatives that attended the celebration.

Reading Key:

Heute feiern die Müllers ihr viertes Familientreffen. Der Urgroßvater hat Geburtstag und die ganze Familie trifft sich im Hotel Münchner Hof. Oma und Opa Müller sind für die Feier extra nach München geflogen. Tante Sabine hat ihren Mann Rudi und ihre Tochter Karin mitgebracht. Karin ist meine Kusine. Sie ist fünf Jahre alt. Ich bin schon acht. Mein Bruder Thomas ist zwölf Jahre alt. Mami und Papi haben die Familienfeier dieses Jahr organisiert. Es gibt viel Essen und Getränke und jeder hat viel Spaß.

Activity 4

Study the following family tree and answer the questions below.



1. Wer ist der Vater von Johann Peter Eckermann?

2. Wer sind die Großmütter von Katharina Maria Eckermann?

3. Wer sind die Urgroßväter von Johann Friedrich Wolfgang?

4. Wer sind die Töchter von Maria Dorothea Schierhorn?

Answer Key:

1. Johann Adolf Eckermann
2. Anna Meins, Anna Margaretha Prigge
3. Jakob Eckermann, Claus Schierhorn
4. Dorothea Elisabeth Eckermann, Anna Catharina Eckermann, Katharina Maria Eckermann

Activity 5 (Group Activity)

Imagine you are attending a Hail and Farewell for a couple of German liaison officers. Mingle and introduce yourself to your classmates. Make sure to cover the following points:

- Name
- Wohnort
- Name von Frau und Kindern
- Name der Eltern und ihr Wohnort

Activity 6

Use the information you have received in Activity 5 to introduce the person you are speaking with to a third person. Try to remember everything your first partner told you about his/her family and him/herself.

Activity 7

Your instructor will read six sentences that will tell you who a certain family member is NOT, meaning that he or she is the opposite of the title used in the sentence. Write down who the family member really is.

1. _____
2. _____
3. _____
4. _____
5. _____
6. _____

Reading Key:

1. Diese Person ist nicht meine Mutter.
2. Diese Person ist nicht dein Onkel.
3. Diese Person ist nicht seine Schwester.
4. Diese Person ist nicht ihre Nichte.
5. Diese Person ist nicht unser Großvater.
6. Diese Person ist nicht mein Vetter.

Answer Key:

1. Vater
2. Tante
3. Bruder
4. Neffe
5. Großmutter
6. Kusine



Activity 1

Listen to the following dialogue, and try to identify which one of the five people below is being talked about in the audio script. Prepare to compare your answer with those of your classmates in class tomorrow.



1. Tante Beate



2. Mutter



3. Oma Maier



4. Kusine Susi

Audio Script:

Schwester: Wo ist sie denn?

Bruder: Ich glaube sie ist mit ihrer Mutter einkaufen gegangen.

Schwester: Und hat sie ihre Schwester mitgenommen?

Bruder: Nein, ich glaube sie hat nur ihre Tochter, unsere Kusine mitgenommen.

Answer Key:

1. Tante Beate

Activity 2

Fill in the blanks with the correct titles for the family members.

1. Ein Großvater hat einen _____ oder eine _____
2. Ein Bruder hat einen _____ oder eine _____
3. Eine Mutter hat einen _____ oder eine _____
4. Eine Tante hat einen _____ oder eine _____
5. Ein Onkel hat einen _____ oder eine _____

Answer Key:

1. Enkelsohn / Enkeltochter
2. Bruder / Schwester
3. Sohn / Tochter
4. Neffen / Nichte
5. Vetter / Kusine



Activity 3

Listen to the following song and mark the correct German family celebration where it can most likely be heard.

- Die Taufe
- Die Hochzeit
- Der Geburtstag
- Der Namenstag

Audio Script:

Zum Geburtstag viel Glück, zum Geburtstag viel Glück.
Zum Geburtstag, lieber Thomas, zum Geburtstag viel Glück!

Answer Key:

Der Geburtstag

Activity 4

List five things you are going to do with your family this week. You may refer to the grammar section. Translate your answers into English also.

Example: Ich gehe mit **meinem** Sohn und **meiner** Tochter zu **einem** Picknick.

1. _____
2. _____
3. _____
4. _____
5. _____

Writing Exercise

Take 15 minutes to write a short paragraph about one of the most important or biggest celebrations in your family. You will share your description with the class tomorrow.

Activity 5

Read these questions and determine the best answer. Be ready to defend your answers in class.

1. Ist das unsere Straße?
 - a. the people are looking for an address.
 - b. the people are looking for a street.
 - c. the people are looking for a person.
 - d. the people are looking for a building.

2. Seine Hemdgröße ist siebzehen.
 - a. his jacket size is 17.
 - b. her shirt size is 17.
 - c. their shirt size is 17,
 - d. his shirt size is 17.

3. Der Teppich kommt ins Schlafzimmer, und die Tischdecke auf den Tisch.
 - a. The carpet is going into the dining room.
 - b. The table cloth is going into the closet.
 - c. The carpet is going into the bed room.
 - d. none of the above

4. Was tragen die Kinder heute in die Schule?
 - a. The kids are going to wear/carry something to school.
 - b. They are coming home now after school.
 - c. The kids have to show their homework.
 - d. none of the above.

5. Wir haben einen Fernseher im Wohnzimmer und einen im Schlafzimmer.
 - a. The living room needs a bigger table.
 - b. The bed room has a big rug.
 - c. The dining room doesn't have enough chairs.
 - d. The living room has a tv.

6. Die blaue Eckbank ist zu groß für das Badezimmer, und das braune Regal ist zu klein für die Küche.
 - a. The kitchen needs a bigger table.
 - b. The kitchen needs more chairs.
 - c. The bathroom needs a bigger bench.
 - d. The bathroom needs a smaller bench.

Activity 5 (continued)

7. Ist das sein Buch?
 - a. Is that her book?
 - b. Is that his book?
 - c. Is that your book?
 - d. Is that their book?

8. Wir tragen seinen grünen Teppich ins Wohnzimmer.
 - a. The rug belongs to a man.
 - b. The rug belongs to several people.
 - c. The rug belongs to a woman.
 - d. It belongs to no one.

9. Das Mädchen geht an die Tafel.
 - a. The girl is going to the closet.
 - b. The girl is going to the blackboard.
 - c. The girl is going to her desk.
 - d. none of the above.

Answer Key:

- | | | |
|------|------|------|
| 1. b | 4. a | 7. b |
| 2. d | 5. d | 8. a |
| 3. c | 6. d | 9. b |

Activity 6 Translate these phrases, and answer the questions in German.

10. Haben wir drei oder vier Stühle im Esszimmer?
11. Sie hat jetzt ein neues Nummernschild.
12. Ist seine Hausnummer vierunddreissig oder dreiundvierzig?
13. Welche Strasse ist das?
14. Das Bild ist auf dem Tisch.
15. Zwischen dem Wohnzimmer und dem Schlafzimmer ist das Badezimmer.

Answer Key:

10. Do we have 3 or 4 chairs in the dining room?
11. She has a new license plate now.
12. Is his house number 34 or 43?
13. Which street is this?
14. The picture is on the table.
15. Between the living room and the bedroom is the bathroom.

Activity 7

Try to complete these adjectival phrases in German. Use pages 102-106 as a guide.

1. My hair is short, and his hair is a little shorter.
2. My sister is the smallest in our family.
3. Who is older, you or your brother?
4. My house is the biggest and nicest!
5. We want the best for our children!

1. _____
2. _____
3. _____
4. _____
5. _____

Answer Key:

1. Meine Haare sind kurz, und seine Haare sind ein bißchen kürzer.
2. Meine Schwester ist die Kleinste in unserer Familie.
3. Wer ist alter, du oder dein Bruder?
4. Mein Haus ist das Größte und Schönste!
5. Wir wollen das Beste für unsere Kinder!

Activity 1

Choose one of the pictures below and write a short, imaginative story about the family celebration where the picture was taken. Share your story with the class.



Activity 2

Bring five family pictures to class and show them to your classmates, and provide some information on each person in the pictures.