



SOLT I German Module 5 Lesson 4

Students Manual

Medical Emergencies

DEFENSE LANGUAGE INSTITUTE
FOREIGN LANGUAGE CENTER




At the end of this lesson, you will be able to discuss medical emergencies.

Discuss Medical Emergencies

- Report an accident
- Discuss the scene of an accident
- Interpret in emergency situations
- Call for assistance

Discuss His/Her Injuries

- Discuss medical treatments
- Make a doctor's appointment
- Request medication at the doctor's office
- Discuss a healthy diet
- Ask/respond to the state of an illness and recovery from an illness



Scenario

Mrs. Silberstein calls her doctor to make an appointment for her son Paul. The receptionist, Mr. Schmidt, answers the phone.

- Herr Schmidt: Aufnahme Dr. Müller, Guten Tag.
Frau Silberstein: Guten Tag. Hier spricht Frau Silberstein. Ich möchte einen Termin mit Frau Dr. Müller vereinbaren. So bald wie möglich, bitte.
Herr Schmidt: Ist es sehr dringend? Ich habe noch einen freien Termin für heute Nachmittag. Wäre Ihnen das recht?
Frau. Silberstein: Bitte, es ist sehr dringend! Es geht um meinen Sohn Paul. Er hatte einen Fahrradunfall!
Herr Schmidt: Können Sie mir sagen um was es sich handelt?
Frau. Silberstein: Es ist eine Kopfverletzung und er war schon im Krankenhaus. Er wurde aber zu schnell entlassen und sein Zustand hat sich eher verschlechtert als verbessert.
Herr Schmidt: Welche Medikamente bekommt er?
Frau. Silberstein: Er muss verschiedene Medikamente nehmen aber irgendeines bekommt ihm nicht. Er ist verwirrt und verhält sich sonderbar!
Herr Schmidt: Gut. Kommen Sie um zwei Uhr heute Nachmittag zur Behandlung. Brauchen Sie einen Ambulanzwagen?
Frau. Silberstein: Nein. Aber können wir nicht sofort kommen?
Herr Schmidt: Tut mir leid, das geht nicht. Die Frau Doktor ist gerade im Krankenhaus bei einer Operation. Sie wird erst wieder am frühen Nachmittag zurück sein.
Frau. Silberstein: Na gut. Vielen Dank, dann bis um 14 Uhr.

1. Discuss Medical Emergencies


Exercise 1 (Pair Exercise)

What will you tell emergency services in the following situations to explain what is happening? Select a situation to present to the class.

1. A baby is crying; next to it is a snake.
2. A body is floating in a swimming pool.
3. A motionless skier is “hugging” a tree.
4. A child pulled a pot of boiling water on himself.
5. A man is holding his chest and appears to be in great pain.
6. A woman is found delirious in the mountains. It is 30°C and her water canteen is empty.

Exercise 2 (Pair Exercise)

Your instructor has been in an accident. Listen while your instructor describes his/her injuries. Then do the same, working with a partner. If you have never been in an accident, create a hypothetical accident.



Exercise 3 (Pair Exercise)

With your partner, take turns describing the scene of an accident. Be sure to include the kind of information essential for rescuers to locate the scene, and also be prepared to give first aid to victims, such as address, phone number, number of people who are in trouble, description of the scene of the accident, etc. One student plays the role of a witness, the other a member of an emergency medical response team en route to the site. Role-play the situation for the class.



Schicken Sie eine Bahre



Rufen Sie den
Krankenwagen



Rufen Sie den
Hubschrauber!



Schicken Sie den Notarzt



Er muss ins Krankenhaus



Machen Sie CPR!

Exercise 4 (Pair Exercise)

Practice this dialogue about an accident with a partner. Take turns playing different parts.

- Clerk: Identify yourself as a hospital desk clerk.
Patient: Say that you want to report an accident.
Clerk: Ask the caller for the location of the accident.
Patient: Tell him/her the accident is on the main road going south, about 15 miles out of town.
Clerk: Find out what type of injuries the patient(s) has (have).
Patient: Say you believe there is some internal bleeding and that the patient(s) is / are unconscious.
Clerk: Inquire if someone is giving first aid.
Patient: Say no. Say victims are trapped in a car.
Clerk: Tell the caller that help is on the way.



Exercise 5 (Pair Exercise)

Practice this dialogue about an accident with a partner. Take turns playing different parts.

Sanitäter: Tell the victim you are a medic and will help. Ask where she/he is injured?

Patient: Tell him/her you think the arm is broken and that a leg is bleeding.

Sanitäter: Tell the patient not to move the arm and that you are going to apply pressure to the wound and bandage it.

Patient: Tell the medic that you are diabetic and that there is a shot of insulin in your car.

Sanitäter: Say the ambulance has just arrived and that the patient will be transported to the hospital. Explain the whole situation to the paramedic.

2. Discuss his/her Injuries**Exercise 6 (Pair Exercise)**

Set up a military clinic in your classroom. The Stabsarzt (your instructor) is in charge. Each student attends the clinic with a problem, and the Stabsarzt suggests appropriate first-aid.

Beispiel: Patient: Ich habe Bauchschmerzen / Schmerzen in der Lunge
 Stabsarzt: (Möglichkeit 1): Wo sind die Schmerzen? Der Blinddarm kann entzündet sein. Sie müssen ins Krankenhaus.
 (Möglichkeit 2): Was haben Sie gegessen? Sie haben zuviel gegessen und sollten Ihre Ernährung diversifizieren.
 (Möglichkeit 3): Rauchen Sie? Erwägen Sie, mit dem Rauchen aufzuhören und stattdessen eine Stunde täglich zu laufen.

Exercise 7 (Pair Exercise)

Make an appointment at a German doctor's office. You are the patient and your partner is the receptionist. Guess what: due to your non-translated foreign documents, your request is denied. Think up a strong medical reason that would push office personnel hard by using patterns from the scenario as a model. Switch roles when you feel confident enough to survive this situation in the real world.



Exercise 8 (Pair Exercise)

It is very important to check whether a particular patient is allergic to any medicine before medication. But also, away from home, certain cravings can become quite outspoken, bodily and emotionally. Working with a partner, practice asking and answering questions concerning a patient's allergic or emotional responses to a particular medication or food or lack thereof. Summarize the findings to the rest of the class. Then everybody will share any personal experience related to the suspect.

Beispiel 1: Patient: Ich bin allergisch gegen Kuhmilch.
 Stabsarzt: Wird Ihnen dann schlecht?
 Patient: Nein, ich bekomme Durchfall.

Beispiel 2: Patient: Besonders im Herbst geht es mir schlecht weil ich die Thanksgiving-Gerichte meiner Mutter vermisse.
 Stabsarzt: Das ist verständlich und ganz normal. Gönnen Sie sich solche Gerichte, aber vermeiden Sie Fett wenn möglich.
 Patient: Meine Mutter kocht fettarm. Ich werde ihre Rezepte lesen.

Spass muss sein!

Im Wald ist wieder mal Musterung. Hase, Fuchs und Bär müssen antreten. Keiner von ihnen hat Lust aufs Militär. Da sagt der Hase: "Paßt auf, ihr schneidet mir die Ohren ab, denn ein Hase ohne Ohren bringt der Bundeswehr ja nichts. OK, man schneidet ihm die Ohren ab und er hoppelt zur Musterung. Als er kurz darauf zurückkommt, fragen die anderen aufgeregt: "Na, bist du ausgemustert?" Der Hase sagt "Klar, die haben gesagt, ein Hase ohne Ohren ist völlig nutzlos."

"Hmm", sagt der Fuchs, "dann schneidet ihr mir am besten den Schwanz ab, denn ein Fuchs ohne Schwanz bringt ja wohl auch keinen Zugewinn." Gesagt, getan, der Fuchs geht ohne Schwanz und kommt gleichdrauf grinsend zurück: "Ausgemustert!"

Da sitzt der Bär heulend da: "Buuhuhu, ich hab nur kleine Ohren, ich hab nur einen kleinen Schwanz, was soll ich denn machen?"

"Pass auf Bär," sagt der Hase, "der Fuchs und ich schlagen dir die Fresse ein bis du keine Zähne mehr hast. Denn ein Bär ohne Zähne taugt ja wohl gar nix." Also polieren der Hase und der Fuchs dem Bären die voll Fresse. Der blutet schlimm, hat irre Schmerzen, und sieht nur noch Sterne. So torkelt er zur Musterung und ist kurze Zeit später wieder da.

"Na Bärchen, bist du nun auch ausgemustert?" Der Bär nickt aus seiner blutverschmierten Haut. "Und warum?" wollen die anderen wissen.

"Pfu dick!" nuschelt der Bär.

Expressing Past Events

Past events in German are easily expressed through the present perfect tense. That is probably the reason why German speakers use it so often in daily speech. The simple past tense, too, is used very often – especially in northern Germany – although many Germans would feel that its spoken use sounds more “stilted” than the present perfect and that it should be used in written rather than spoken German. You can cover a lot of ground if you are familiar with both these tenses.

1. Forming the present perfect tense (Perfekt)

To express the past, Germans almost always use the common present perfect tense. But as you can see in the translations, a literal rendition in English would sound odd:

- Wie **hat** dir der Film **gefallen**?
How did you like the film? (literally: How have you liked the film?)
- Er **ist** sehr spannend **gewesen**.
It was very suspenseful. (lit.: It has been very suspenseful.)
- Ich **habe** ihn eigentlich schon letzten Monat **sehen wollen**.
Actually I was already going to watch it last month. (lit.: Actually I have wanted to watch it already last month.)

2. The Simple Past (Präteritum)

The simple past is formed in German depending on whether a verb is regular or irregular.

Irregular verbs (*starke Verben*) change the vowel in the main stem but keep normal personal endings:

geben → simple past → Früher **gab** es gesündere Menschen (stem vowel change)
In earlier times people were healthier.

gehen → simple past → Wir **gingen** ins Krankenhaus (vowel change and stem + ending)
We went to the hospital.

Regular verbs (*schwache Verben*) don't change their stem vowel but add **-(e)te-** to the main stem:

leben → simple past → Napoleons Soldaten lebten in ständiger Angst.
Napoleon's soldiers lived in constant fear.

wohnen → simple → Im Krieg wohnten sie in Schützengräben. (stem+**-te-**+ending)
During the war they lived in trenches.

In the simple past tense, weak and strong verbs take normal endings in all persons. Much memorization is needed here. The following list helps you remember how the endings are formed.

	leben (regular)	antworten (regular)	geben (irregular)	rufen (irregular)
ich	leb- te	antwort- ete	gab	rief
du	leb- te-st	antwort- ete-st	gab- st	rief- st
er/sie/es	leb- te	antwort- ete	gab	rief
wir	leb- te-n	antwort- ete-n	gab- en	rief- en
ihr	leb- te-t	antwort- ete-t	gab- t	rief- t
sie/Sie	leb- te-n	antwort- ete-n	gab- en	rief- en

Verbs whose stems end with a **-d**, **-t**, **-m**, or **-n**, reveal the past simple tense by adding **-ete**.

Exercise 1

Transform the following sentences into the present perfect tense:

1. Herr Kramer plant für Freitag einen Besuch beim Arzt.
2. Herr Kramers Frau plant für Montag einen Empfang für Freunde.
3. Du planst für nächstes Jahr einen Urlaub.
4. Er kommt an der Rezeption an und gibt seinen Krankenreport ab.
5. Du kommst am Flughafen an und zeigst dem Beamten deinen Ausweis.
6. Wir gehen fort und erkunden das Ausland.

Exercise 2

Transform the following sentences into the simple past tense:

1. Herr Extra nimmt ein Taxi zum Flughafen.
2. Seine Tochter kann ihn nicht bringen.
3. Sein Auto ist defekt.
4. Im Flughafen geht er zum Duty-free Shop und kauft Geschenkpralinen.
5. Seine Mutter hat Geburtstag.
6. Sie wird 76 Jahre.

Idioms and Phrases:

Er ist gesund wie ein Fisch im Wasser.

He's as sound as a bell.

Er ist gesund und munter.

He's alive and kicking / hale and hearty / safe and sound.

Raubbau mit seiner Gesundheit treiben.

To burn the candle at both ends.

Er ist auf dem Weg der Besserung.

He's on the mend/getting better.

Ansicht, die	(-en)	view, opinion
ansprechbar		accessible; approachable
Aufnahme, die	(-n)	reception; admission
außen		outer; exterior; outside
befinden		to feel, as noun: condition, feeling
bewußtlos		unconscious
drücken		to press
enlassen		to release
entfernen		to remove
Ernährung, die		nutrition; diet
Ertrinken, der Verdacht auf		suspicion of drowning
fehlen		to be absent
fettarm		low of fat
gerade		just now; straight
Gift, das		poison
Grippe, die		flu
Häufigkeit, die		frequency
Hautabschürfung, die		graze; abrasion
Herzinfarkt, der		cardiac infarction; heart attack
innen		inner; interior
irgendein(s); irgendwas		any/some; something
Knochenbruch, der	die Knochenbrüche	bone fracture
Kopfverletzung, die	(-en)	head injury
Krankenkasse, die	(-n)	health insurance
Kuh, die	die Kühe	cow
Milch, die		milk
Mund-zu-Mund Beatmung, die		mouth-to-mouth respiration
Notfall, der	die Notfälle	emergency
Rachen, der		throat
rasen		to dash, to rush
Schlange, die	(-n)	snake
Schnittwunde, die	(-n)	cut
Schock, der		shock
sonderbar		peculiar; strange
Sonnenstich, der	die Sonnenstiche	sunstroke
Spatz, der		sparrow
spüren		to realize, to feel
stechen		to sting
übergeben		to vomit, to hand over
Überhitzung, die		overheating; superheating
Unfallort, der		accident scene
Unterkühlung, die		hypothermia
verbessern		to improve

verhalten		to behave
Verletzung, die	(-en)	injury
verschlechtern		to deteriorate
verschlucken		to choke on something, to swallow
Wehen, die		labor pains
Wiederbelebung, die		resuscitation

Supplemental Vocabulary

Atemwege, die		respiratory tract
Augenrötung, die		reddening of the eyes
bedrohlich		threatening
belegen (einen belegten Hals haben)		to overlay (to have a sore throat)
Eiweiß, das		egg white
erwägen		to consider
Gehirnerschütterung, die		concussion of the brain
gesamt		complete; entire
Heuschnupfen, der		hay fever
Jugendliche, die/der		youth; young person
Nahrungsmittel, das		food
Notarzt, der	die Notärzte	emergency physician
Nuss, die	die Nüsse	nut
Pilz, der	die Pilze	mushroom
scheußlich		abominable; hideous
Schnupfen, der		runny nose (cold)
schwer		heavy
sofort		immediately
stattdessen		instead of



Tip of the Day

Some German doctors still make house visits on occasion to special patients. In rural areas, doctors are much more lenient about visiting their patients at home. There must always be a doctor on call, and at least one “Apotheke” must always be open day and night in a given area. These “Notdienste” are generally listed in the local newspaper, or can be found online.



Krankenversicherungen in Deutschland

American insurance will probably be accepted in Germany, but you can't count on it. Check with your health providers at home and in Germany and get authorization from your American HMO before you start any treatment in Germany. American companies usually require the bills you submit to be translated into English. Most hospitals will expect payment up front from those who don't have German insurance. It's important to note that Medicare is usually not valid outside the United States, though some Medicare supplemental plans provide some coverage.

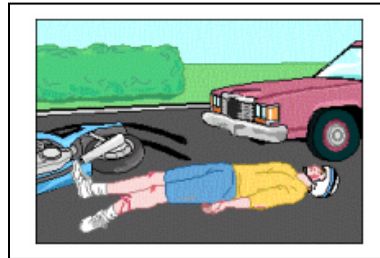
When making a doctor's appointment either by telephone or in person, the first person you will speak to is “die Arzthelferin” or doctor's assistant. Unlike in the U.S., if you wish to speak to the doctor personally on the phone before or after your visit, you may have to pay a fee. You can also find an "on-call" emergency physician by calling your own doctor and listening to a message giving the emergency telephone numbers, or call your local police or hospital, the Notdienst (110 nationwide) or the Ärztlicher Notdienst (112). Local papers also have a list of emergency doctors, Zahnärzte (dentists), Tierärzte (veterinarians), and Apotheken (pharmacies).

1. Discuss Medical Emergencies

Activity 1 (Pair Activity)

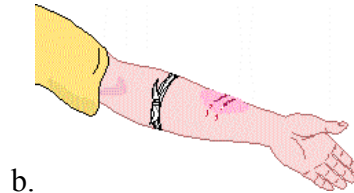

Once you need to report an accident in German, you should have the following questions in mind just in case. Practice with your partner. One of you is the paramedic, the other the patient. Change roles.

Wo befinden Sie sich?
Wo ist der Unfallort?
Was fehlt Ihnen?
Wie lange haben Sie Beschwerden?
Wie fühlen Sie sich?
Wie geht es Ihnen?
Drückt es hier?
Wo tut es weh?
Ist Ihnen übel?
Haben Sie Kopfschmerzen?
Haben Sie Bauchschmerzen?
Haben Sie Fieber?
Haben Sie Zahnweh?
Ist Ihr Blinddarm schon entfernt worden?
Wann wurden Sie zum letzten Mal untersucht?
Haben Sie Schüttelfrost?
Ist Ihnen heiß?
Sind Sie Diabetiker/in?
Tut es hier weh?
Spüren Sie das?



Activity 2 (Group Activity)

Look at the following pictures and give a short description of the problem and possible medical treatment. Because one and the same treatment cannot be applied for each emergency, compare your answers with the class, and discuss multiple treatment options.



SITUATION

TREATMENT

a. _____
 b. _____
 c. _____
 d. _____
 e. _____
 f. _____

Activity 3 (Role-Play)

Your partner is a nurse, and tells you to do several things, or asks you questions. Answer in German.

Beispiele: Haben Sie eine Grippe?
Das könnte sein.
Sagen Sie mal laut Ahhhh!
Ahhh!
Ihr Rachen ist wund – spüren Sie das?
Ja, es fühlt sich scheußlich an!

Haben Sie irgendwelche Allergien?
Ja, ich bin gegen Penicillin allergisch.

Nehmen Sie Medikamente regelmäßig ein?
Nein, ich nehme gar nichts ein.

Nehmen Sie das ein!
Haben Sie etwas Wasser?



Activity 4 (Role-Play)

You have witnessed an accident, and need to call an ambulance. Make up a scenario with your partner using the words and phrases below, and present it to the class. Ask your instructor if you do not understand a certain word.

Er Sie	ist		bewußtlos unter Schock sein/steht nicht ansprechbar
	hat	von einer	Wespe gestochen worden etwas verschluckt sich übergeben Asthma die Wehen Atemnot innere Verletzungen
		einen	Sonnenstich Knochenbruch
	eine	Kopfverletzung Unterkühlung Verbrennung zweiten Grades Gehirnerschütterung	
	hatte	einen	Herzinfarkt

2. Discuss his/her Injuries

Activity 5 (Group Activity)

You are discussing injuries or pain in a doctor's office in Germany. What could the nurse or the doctor say to you in German in the following situations?

1. Sie haben einen belegten Hals:

2. Sie brauchen eine Spritze:

3. Sie haben Verstopfung:

4. Sie haben große Schmerzen:

Activity 6 (Group Activity)

Similarly to the previous activity, split up into groups of three to have a conversation between yourself (assume your name is "John"), your doctor, an anesthesiologist / surgeon / internist to prepare you for an operation or examination such as, for example: 1. appendix removal, 2. colonoscopy, or 3. removal of a stomach ulcer.

John: When will I receive anesthetics? How strong will they be? How long will they last?

Doctor: You will receive anesthetics 3 minutes before the operation.

Anesthesiologist: You will only be sedated, not anesthetized, for 30 minutes.

John: Will I notice any pain?

Doctor: No, but you have to refrain from eating for 24 hours before the operation:

Activity 7 (Role-Play)

R Suppose that you are in a doctor's office for an appointment with your doctor. You explain to him that the medication that he has prescribed has worked either well or poorly and ask for a new prescription or a refill for the previous prescription, explaining your current condition or symptoms. Role-play the situation with your partner.

Activity 8 (Pair Activity)

Listen to your partner trying to make or cancel appointments, and correct him. Then you get to make the next appointment.

1. You want to cancel your appointment with Dr. Schmidt.
2. You want cancel your appointment with Dr. Tietmeyer on Wednesday.
3. You want to schedule an appointment either with Dr. Tietmeyer or Dr. Bohlen.
4. You want to cancel his appointment with Dr. Bohlen and get another appointment with Dr. Tietmeyer.
5. You want to schedule an appointment with Dr. Tietmeyer and Dr. Bohlen.
6. You want to get an appointment with any doctor on Thursday.

1. Discuss Medical Emergencies

Activity 1 (Pair Activity)

You are out in the Black Forest on a Saturday morning run. Suddenly a stray dog attacks you. Luckily a German runner (your speech partner) comes along the path and tries to help. Use the following dialogue suggestions as a possible pattern. Then reverse roles.

- German runner: Ask how the runner's legs got torn to pieces in such a way; ask how to help.
- American runner: Say it was a dog. Say your legs hurt terribly and that you feel close to fainting. Comment on your profuse bleeding. Ask if the German runner has a cell phone by chance.
- German runner: Say no, but tell that you saw another runner 20 minutes ago who had one. Ask if the American runner thinks it's a good idea to run after that phone which would take about 30 to 40 minutes.
- American runner: Agree, but ask if you could have the German's T-shirt so that you can tear it into bandages. Also ask for a sturdy stick in case the dog returns.
- German runner: (Now with phone in hand): Tell the emergency station what happened and that you need either a rescue helicopter or a 4WD-Ambulance Jeep due to terrain conditions.



Activity 2 (Pair Activity)

Divide the class into three groups. Each group will choose one accident from the pictures below. Discuss within your groups what happened in the picture and take notes. Appoint someone in the group to present the results in front of the class. Be prepared to answer questions from other group members.



Activity 3 (Group Activity)

This activity follows the previous activities. Write briefly your impressions about the scene of the accident compared to another transportation accident you may have witnessed in the past. Discuss as a group how the accidents may have occurred, the location of the victims, location of vehicles involved in the accident, etc. You may also illustrate your ideas with drawings or diagrams on the board when you do your presentations in front of the class. Be prepared to answer questions from your classmates.

Activity 4 (Pair Activity)

Divide the class into four groups. Each group will discuss the steps you should take when an accident occurs – in this case you are not involved in the accident. You are a witness or you just happen to be there right after the accident. Write down the steps and present them in front of the class. Be ready to answer questions from other groups.

2. Discuss his/her Injuries

Activity 5 (Pair Activity)

Read the following text out aloud to your partner.
Then complete the task.



Allergische Erkrankungen nehmen weltweit an Häufigkeit zu. Heute leidet etwa 20% der Gesamtbevölkerung und ein Viertel der Jugendlichen an einer Allergie der Atemwege oder der Haut. Etwa 10% der Bevölkerung leidet unter dem “klassischen Heuschnupfen“ mit Augentrötung, Schnupfen oder asthmaähnlichen Zuständen.

Eine Nahrungsmittelallergie kann durch Nahrungsmittel wie Milchprodukte, Eiweiß, Fische, Pilze, Nüsse oder Soja entstehen.

Es gibt auch Allergien gegen bestimmte Medikamente, wie z.B. Penicillin. Da alle Allergien lebensbedrohlich sein können, ist es wichtig, Information über Allergien stets bei sich zu tragen!

Task: Answer the following questions and discuss them with your partner.

1. Wie heißt die Allergie, an der 10% der Bevölkerung leidet? Welche Symptome hat sie?
2. Wie kann eine Nahrungsmittelallergie entstehen?
3. Warum soll man Information über Allergien stets bei sich tragen?



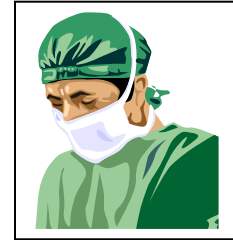
Tip of the Day

If you go to a German doctor, you will not be given a gown, but simply told: “Machen Sie sich frei!” In other words, remove your clothes from the body part that is going to be examined. In general, Germans are much more casual than Americans about privacy.

Activity 6 (Pair Activity)

Pretend you have a very bad flu and are visiting a German doctor, played by your partner.

1. The doctor asks you into his office.
2. You tell her/him your symptoms.
3. The doctor says she/he will take your temperature.
4. You tell him/her that you caught a chill last week.
5. The doctor says you have a fever, and have to rest.
You have to drink plenty of hot fluids and take aspirin.
6. You ask if you should take any other pills.



Activity 7 (Group Activity)

Divide the class into groups of the same number of students. Have each group appoint one student as a doctor. The other students should each come up with an undisclosed medical condition or symptoms. Jot down a few notes to be prepared. When the doctor asks a question whether she/he has improved after taking the medicine prescribed, each patient has to answer and ask for a refill or new prescription. The “doctor” has to determine the condition of each patient based on his or her progress and symptoms. Each student’s turn as the “doctor” will last about ten minutes. The winning team is the one whose doctors diagnose the most ailments.

Activity 8 (Group Activity)

Divide the class into four groups. Each group discusses the steps you should take when an accident occurs. Four different kinds of accidents could be discussed: a) a car accident; b) a shop accident; c) a sports accident; d) a household accident. Present the occurrence of the accident as if you were a witness or you just happened to be there right after the accident. Write down the steps of emergency actions and present them in front of the class. Be ready to answer questions from other groups.

Activity 9

Read these phrases and write down the English equivalent.

1. Der Verletzte Mann ist nicht ansprechbar. Er schreit vor Schmerzen!

2. Das Kind ist bewußtlos. Machen Sie schnell Mund-zu-Mund Beatmung!

3. Die Frau ist von einem Auto angefahren worden. Sie hat einen Knochenbruch.

4. Machen Sie die Atemwege frei! Er hat sich verschluckt!

5. Um gesund zu bleiben, sollte man fettarm essen und viel Sport treiben.

6. Heute stechen die Insekten aber ganz schlimm! Wo ist unser Mückenspray?

7. Der Junge hat eine Hautabschürfung am Knie, aber spürt keine Schmerzen, sagt er!

8. Diese Schnittwunde muß desinfiziert werden.

9. Die Kuh gibt keine Milch mehr. Vielleicht ist sie krank.

10. Eine Schlange hat ihn gebissen. Das Gegengift ist im Verbandskasten.

Activity 1

Do research on the Internet, major German newspapers, travel books, and cover these facts:

- What are the most common accidents in Germany?
- What is the major cause of those accidents?
- What is the government doing about them?



Write a short report and be ready to present it the next day in class.

Activity 2

Create at least three sentences for each scene below.
(various answers possible). Be prepared to show them in class tomorrow.

Beschreiben Sie eine Unfallszene.
Rufen Sie den Notarzt.
Einen Arzt-Termin vereinbaren.
Sie besuchen einen kranken Freund.

Activity 3

Interview your friends, relatives, or doctors about a memorable case of medical emergency. Ask them as many questions as possible. Write a short report based on the interview that you have conducted. Prepare yourself to present it to your class the following day, and be ready to answer questions.

Activity 4

Conduct a little research project on how the representatives of allopathy (“Schulmedizin”) have commented and reacted to “alternative medicine.” During your research (e.g., German informants, online, news media, libraries) keep an eye on the following key issues:

1. What do “professional” doctors (Schulmediziner) say about homeopathic doctors?
2. With which group do the German HMOs side? Why?
3. What’s the role of the German government in all of this?
4. Which arguments are alternative health organizations using to push their case?

Be prepared to present your findings in front of the class whenever the assignment is due.

