



SOLT I Indonesian Module 2 Lesson 1

Student Manual

Personal and Biographical Information

DEFENSE LANGUAGE INSTITUTE
FOREIGN LANGUAGE CENTER



More DLI courses on LiveLingua - Online Language School

At the end of the lesson, you will be able to know more about Indonesian personalities, people who live there, their jobs, and personal biographies. In addition, you will be able to exchange personal information and biographical information.

Exchange Personal Information

- Ask and answer questions about someone's residence
- Ask and answer questions about someone's age
- Ask and answer questions about someone's marital status
- Provide personal information

Exchange Biographical Information

- Report autobiographical information
- Extract biographical data
- Request personal history

1. Exchange Personal Information

Dialogue A (PairWork)

Your instructor will model the dialogue for you. Then practice the dialogue with your partner and switch roles.

Yasmin and Toni are waiting for a job interview. While waiting, they are talking and exchanging personal information.

Toni: Selamat Pagi. Nama saya Toni Sinaga.	T: Good Morning. My name is Tony Sinaga.
Yasmin: Selamat Pagi. Saya Yasmin. Yasmin Kosasih.	Y: Good Morning. I am Yasmin. Yasmin Kosasih.
T: Sudah kawin Mbak?	Are you married?
Y: O belum, saya belum kawin.	Oh no, I am not married yet.
T: Umur Anda berapa?	T: How old are you?
Y: Saya berumur dua puluh tiga. Lahir tanggal 14 Maret 1980.	Y: I am twenty-three years old. I was born March 14th 1980.
T: Wah, muda sekali ya!	T: Wow, you are very young!
T: Omong-omong, Anda tinggal di mana?	T: Say, where do you live?
Y: Saya tinggal di Jalan Batu Tulis. Sangat dekat dari sini. Bagaimana dengan Anda?	Y: I live in Batu Tulis Street. It is very close from here. How about you?
T: Rumah saya di Jalan Warung Buncit. Agak jauh tempatnya dari sini.	T: My house is on Warung Buncit Street. The place is rather far from here.

Exercise 1 (Class Work)


Write a summary about the characters involved in dialogue A above. Be ready when the instructor calls you to present your findings in front of the class.

Exercise 2 (Pair Work)

Work in pairs. Play the roles of Marcus and Suartinah who meet for the first time in a government office's waiting room in Kudus, Central Java. Talk to each other based on the information provided in the following boxes. Use dialogue A above as a model.


Marcus

- unmarried
- age 38
- born September 15 1967
- lives in Podang Street, one block from the government office



Suartinah

- married
- age 26
- born 1979
- lives in Rahtawu, about 25 km outside of Kudus



Exercise 3 (Pair Work)

Read the following dialogue B between Rinta and Toni with your partner. Discuss expressions. Ask your instructor for assistance when you need it. After that, answer the questions following the dialogue.

Dialogue B

Rinta and Toni are waiting for a job interview.

- Rinta: Kenalkan, saya Rinta.
Toni: Saya Toni.
Rinta: Sudah berapa lama Anda di sini?
Toni: Baru setengah jam.
Rinta: Omong-omong, mengapa Anda melamar pekerjaan ini? Apakah Anda kenal dengan pegawai di perusahaan ini?
Toni: Paman saya bekerja di perusahaan ini sebagai penulis artikel. Jadi saya kenal beberapa orang di perusahaan ini.
Rinta: Bagaimana dengan Anda? Mengapa Anda melamar pekerjaan ini?
Toni: Saya melamar pekerjaan ini karena sesuai dengan hobi saya, mendesain dan menulis.
Rinta: Ya, saya juga suka keduanya. Tetapi saya lebih suka menulis daripada mendesain. Anda punya nomor yang bisa saya hubungi?
Toni: Ada, nomor telepon saya 577476.
Rinta: Terima kasih. Saya ingin menghubungi Anda karena saya ingin tahu lebih tentang desain.

Answer the following questions or fill in the blanks.

1. Sudah berapa lama Toni di situ?

2. Siapa yang bekerja sebagai penulis artikel?

3. Apa Toni kenal dengan pegawai di perusahaan itu?

4. Mengapa Rinta melamar pekerjaan itu?

5. Apa Toni suka menulis?

6. Toni lebih suka _____ daripada _____

Exercise 3 (Pair Work) (Continued)

7. Berapa nomor telepon Rinta??

8. Mengapa Toni ingin menghubungi Rinta?

Exercise 4 (Pair Work)

Collect personal information from your partner by taking turns in asking these questions. Write down your partner's answer. Feel free to add more questions as needed. Consult your instructor when necessary.

1. Siapakah nama Anda?

2. Anda berasal dari mana?

3. Anda tinggal di mana?

4. Sudah berapa lama Anda tinggal di sana?

5. Sebelumnya Anda tinggal di mana?

6. Bagaimana rumahnya?

7. Apa rumahnya jauh dari sini?

8. Berapakah umur Anda?

9. Apa Anda sudah menikah?

Exercise 5 (Pair Work)

Create a dialogue with your partner including his/her marital status and family background. Use the passages below as a guideline only. Be creative and create imaginary persons with various family backgrounds. Ask for your instructor's assistance when necessary. Perform your dialogue in front of the class.

A: Apakah Anda sudah menikah?

B: Ya, saya sudah menikah selama 17 tahun. Bagaimana dengan Anda?

A: Saya pernah menikah, melahirkan dua anak perempuan. Lalu kami bercerai lima tahun yang lalu. Sekarang saya tinggal bersama teman.

B: Saya juga punya anak, 15, 13, dan 10 tahun. Semuanya anak laki-laki.

A: Anak-anak saya berumur 18 dan 15 tahun. Yang pertama bersekolah di Bandung, Institut Teknologi Bandung, dan yang kedua bersama ayahnya.

TIP OF THE DAY

It is common in Indonesia to call someone with identification, such as: *mas, bang, kak, dik, ibu, mbak*, and so on. These identifications could be used either by themselves or before the person's name, such as *Bang Karno, Cik Lana, Dik Joko* etc.

Mas is an identification usually used by the Javanese for a man.

Mbak is an identification usually used by the Javanese for a woman.

Bang is used to identify a man older than you.

Kak is used to identify a man or a woman older than you.

Dik is used to identify a man or a woman older than you.

Cik is used to identify a Chinese descendant woman older than you.

2. Exchange Biographical Information



Read the following conversation between Budi and Yanti. They are both on the same bus, going from East Java to West Java. After you read the conversation, proceed with Exercise 6.

Budi: Ke mana tujuannya, Dik?

Yanti: Saya ingin ke Bandung, mengunjungi saudara. Abang sendiri ingin ke mana?

Budi: Saya ingin ke Bandung juga, bekerja. Anda berasal dari mana?

Yanti: Manado. Anda sendiri?

Budi: Saya lahir di Ambon, besar di Denpasar, Bali.

Yanti: Saya lahir di Ujung Pandang, besar di Manado.

Budi: Anda akan berapa lama tinggal di Bandung?

Yanti: 1-2 minggu, sudah lama tidak bertemu paman dan bibi di Bandung. Sekalian saya akan mencari sekolah.

Budi: Anda tertarik di bidang apa?

Yanti: Saya ingin menjadi arsitek. Ayah dan Ibu saya adalah arsitek.

Budi: Hebat.

Yanti: Bagaimana dengan Anda?

2. Exchange Biographical Information (Continued)

Budi: Saya lulusan SMP*. Sekarang saya bekerja di pabrik. Kalau anak saya yang pertama akan lulus dari STM** bulan depan. Anak saya yang kedua akan lulus dari SD***.

Yanti: O, begitu.

- * SMP is an abbreviation for *Sekolah Menengah Pertama*. Nowadays, it is called SLTP (*Sekolah Lanjutan Tingkat Pertama*); equal to grade 7 - 9 in the US.
- ** STM is an abbreviation for *Sekolah Teknik Mesin* (Technical and Mechanical School). A graduate from this vocational school will be hired as a technical support or a mechanical support in a company.
- *** SD is an abbreviation for *Sekolah Dasar*, which is equal to grade 1 - 6 in the US.

Exercise 6 (Group Work)

Answer these questions below in order to understand the conversation above better.

1. Where are Yanti and Budi heading?
2. Where was Yanti born?
3. Where was Budi born?
4. Where did Budi grow up?
5. Where did Yanti grow up?
6. How long is Yanti going to stay in Bandung?
7. What kind of job is Budi doing?
8. What did Budi study?
9. What major does Yanti want to take?
10. Why does Yanti want to take that specific major?

Exercise 7 (Pair Work)

Fill in the blanks by choosing the words from the box below.

1. _____ saya adalah 11 Januari 1979.
2. Dini _____ dari Maluku.
3. Harun _____ di Jalan Sultan Hamengkubuwono X.
4. _____ Tarmin berada di gedung lantai 3.
5. Yohanes _____ Kristen Protestan.
6. Memancing adalah salah satu _____ Pak. Wahyu.
7. _____ kesukaan Sari adalah bola voli.
8. _____ umur anda?
9. Yani dan Harianto berencana untuk _____ tahun depan.
10. Walau sudah berumur 45 _____, Yuli masih terlihat sangat muda.

Tanggal lahir	Berapa	Menikah	Tahun	Olah raga
Kantor	Berasal	Hobi	Tinggal	Beragama

Exercise 8 (Pair Work)



“Nama saya Mira. Saya lahir di Sumatra Selatan dan besar di Jakarta. Kini saya bekerja sebagai pelayan di sebuah hotel berbintang lima di Bali. Tanggal lahir saya 8 mei 1979. Saya suka berteman dengan siapa saja. Silahkan hubungi lemongrass32@lemon.com.”

Above is an example of a classified ad by someone who is looking for a friend. Write some information about yourself using this example and read it in front of the group. It does not need to be an ad looking for a friend; you can look for a long lost sibling, an old friend of yours, or a new roommate.

Exercise 9 (Pair Work)

Your instructor will provide you with fictitious information about a person. One student plays the role of him/herself and one student as the fictitious person. Follow the scenario below.

You sat at a restaurant and saw someone who looks like your old friend, Manuk. You are very curious as to whether Manuk has a twin or whether that is just his relative. You want to know about the person, so you walk to him and start asking questions. Ask him about his background, where he lives, his address, phone number, date of birth, and marital status. He also asks you the same questions.

Exercise 10 (Group Work)

You are assigned to do a 3-month project with an Indonesian soldier. Discuss with your group the type of biographical information you would want to know about this person. Create a dialogue between you and his captain asking for some information about your future partner.

The Meanings of Prefix *me-*

Indonesians use a series of prefixes in front of the root word. For example: *pe-*, *ber-*, *me-*, and *ter-*. When speaking in Indonesian, you need to be able to distinguish the root word. This time, you will study about the prefix *me-* and its meanings.

1. When the root word is a verb, prefix *me-* shows that the act is what is being indicated by the root word. Many times the usage of the prefix *me-* in this case indicates formality.

Mengapa Anda *melamar* pekerjaan ini? (from the root word *lamar* (to apply/propose)
Sekalian saya akan *mencari* sekolah. (from the root word *cari* - to look for).
Apakah Anda sudah *menikah*? (from the root word *nikah* - to marry).

In the case of the verb "*tinggal*" (stay, to stay), an addition of the prefix *me-* results in an entirely different meaning: *meninggal* means to die.

2. When the root word is a noun, prefix *me-* shows:

- 2.1. That the act is done by means of tools, instruments, etc. indicated in the root word.

Memancing adalah salah satu hobi Pak Wahyu (from the root word *pancing* - a fishing rod).
Pak Bejo sedang *menyapu* halaman rumahnya (from the root word *sapu* - a broom).
Pasukan koalisi *mengebom* Irak (from the root word *bom* - a bomb).
Setiap hari kita *menyikat* gigi dua kali (from the root word *sikat* - a brush).

- 2.2. That the act is done with substance, element, material, etc. indicated in the root word.

Pak Budi sedang *mengecat* sepeda anaknya (from the root word *cat* - paint).
Dengan *menyabun* tangan, kita tidak akan terkena penyakit (from the root word *sabun* - soap).

- 2.3. The making of a comestible indicated in the root word.

Ibu Karni *menggulai* ayam untuk ulang tahun anaknya (from the root word *gulai*. *Gulai* is a kind of food made of chicken and coconut milk)
Ibu Suti sedang *menyambal* untuk makan siang suaminya (from the root word *sambal*. *Sambal* is a hot spicy sauce made of chilli, garlic and other condiments).

2.4. Going to places indicated by the root word.

Pesawat United akan *mendarat* sepuluh menit lagi (from the root word *darat* – means a land)

Pesawat tempur F14 *mengudara* dengan cepat (from the root word *udara* – means air)

Para nelayan *melaut* di pagi hari (from the root word *laut* – means sea)

2.5. The characteristic action of things indicated in the root word.

Serangan tentara itu *membabi-buta*.

"*membabi-buta*" means "to be without any specific direction or target". It is from the root words *babi* (=pig) and *buta* (=blind) (a blind pig).

Dia hanya *membeo* saja ketika ditanya.

"*membeo*" means "to parrot". It is from the root word *beo* (myna bird, a kind of bird that can imitate any sounds including human speech).

2.6. The production of the sound indicated in the root word.

Kucing itu *mengeong* sepanjang malam. (from the root word *eong* - the sound of a cat).

Harimau Sumatra itu *mengaum* karena kesakitan (from the root word *aum* - the sound of a tiger)).

Anak kambing itu *mengembik* memanggil induknya (from the root word *embik* - the sound of a sheep).

3. When the root word following *me* – is an adjective, *me* – shows that the subject is taking on the quality of the root word.

Wajahnya *memutih* seperti sedang melihat hantu.

Kalau dia malu wajahnya *memerah*.

Di musim gugur daun-daun di pohon *menguning*.

Di musim semi, padang rumput kembali *menghijau*.

Exercise 1 (Class Work)

Put the right affix for the underlined words.

1. Dia hidup sendirian karena ibu dan bapaknya sudah tinggal dunia.

2. Seseorang curi dompet saya ketika saya pergi.

3. Mukanya pucat ketika dokter mengambil darahnya.

4. Anjing itu gonggong ketika ada orang yang tak dikenal.

5. Pesawat MIG itu angkasa dalam hitungan detik.

Exercise 2 (Pair Work)

With your partner, create a paragraph that includes the following five words.

1. mengunjungi
2. membawa
3. menikah
4. merokok
5. menari

Exercise 3 (Pair Work)

Think about one of your friends. Write a paragraph on how you both knew each other and what you did when you met him/her. Try to use the prefix *me-* as many times as possible. Read the paragraph to each other. Take note while your partner reads his or her paragraph; and ask questions to clarify as well as to add more information on the person. Report to class about your partner's friend.

Nouns

agama	religion
desain	design
gelar	title
hobi	hobby
jurusan	area of expertise
kerja	work
nelayan	fisherman
pasfoto	passport photo
pegawai	staff
pekerjaan	job
pelajar	student
pelayan	waiter/waitress
pendidikan	education
penulis	writer
syarat	condition
tempat	place
pikulan	carrying poles, sometimes used to carry objects on both ends
perusahaan	company, enterprise

Verbs

bersama	to be together with
lahir	to be born
lihat	to see
mendesain	to design
menulis	to write
omong	to talk
suka	to like
tahu	to know
wafat	to die (formal expression)
lamar	to propose

Adjectives

muda	young
sesuai	suitable

Others

dengan	with
ingin	want
karena	because
masa lalu	past
mengapa	why

pernah	once, ever
sangat	very
selama	as long as

Supplementary

Nouns

bintang	star
setengah	half
tujuan	destination

Verbs

berbintang	to have a star/stars
------------	----------------------

Adjectives

pucat	pale
supel	sociable

Others

kedua	both
-------	------

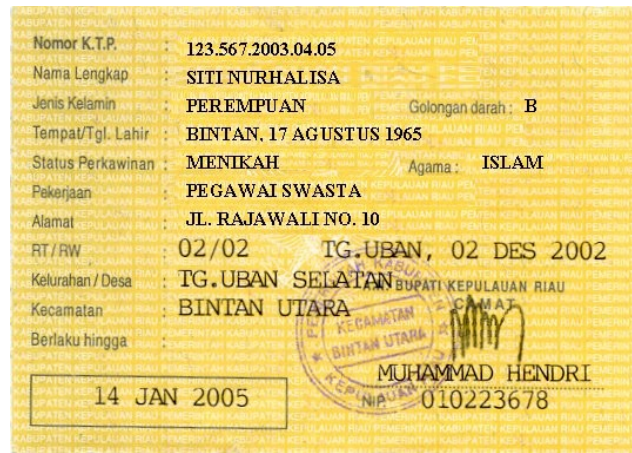
Proof of Identifications in Indonesia

- **Kartu Tanda Penduduk (KTP)**

Kartu Tanda Penduduk, which is also called KTP, is the essential identification card. Every resident must own it after his or her 17th birthday. It records your 2x3 cm size picture including your name, ID number, full address, marital status and religion. The Indonesian government wants you to carry your KTP wherever you go regardless of any extra identification card you own.



Front



Back

- **Surat Ijin Mengemudi (SIM)**



The Indonesian Government issues driver licenses. There are three types of driver licenses: A is to drive a car, B is to drive a commercial vehicle, and C is to drive a motorcycle. Above is an example of a SIM C.

- **Kartu Pelajar**

Kartu Pelajar, or Student Identification Card, is for those who are going to school but not yet 17 years old. The school usually issues this card.

Activity 1 (Pair Work)

Below are names of people and biographical information about them. With your partner, take turns asking questions and giving answers.

Example:

Sutati berasal dari mana? Sutati berasal dari Jawa Tengah.

Muryati/Jawa Timur
Joko/14 Juni 1976
Pardede/Medan

Slamet/Menikah
Junita/Lahir di Jayapura
Nyoman/30 tahun

Activity 2 (Pair Work)

You are sent by your captain to pick up someone at the airport. You know that the person is a man/woman, between 23 and 26 years old. You are one hour late and that person could be anywhere waiting for you. Then you see a man/woman who looks very tired sitting on one of the airport chairs. You go up to him/her and ask his/her name, age, and where he/she is going. The man/woman is also curious about you, so he/she asks you the same questions. Create a conversation between you and this man/woman with your partner and practice it. Then, switch the roles.

Activity 3 (Pair Work)

You are looking for a temporary place to stay. You talk to Hasan, your Indonesian friend, about your plan. Coincidentally, he is looking for someone to watch over his house and dog for a while. You agree to be his house sitter. You ask for his address, phone number, emergency phone number, and how long he will be gone. Hasan also asks about your cell phone number, where you live right now, and if there will be someone else living in his house, while he is gone, other than you. Create and practice a conversation between you and your partner who will play the role of Hasan. Then, switch roles.

Activity 4 (Pair Work)

Nomor K.T.P: 09.5102.530240.0026
Nama lengkap: ROSANAWATI WILLY
Jenis kelamin: PEREMPUAN
Tempat/tgl. lahir: TANJUNG PANDAN, 13 FEB 1940
Status Perkawinan: KAWIN agama: BUDHA
Pekerjaan: IBU RUMAHTANGGA
Alamat: JL. PLUIT SAKTI III No. 43
R.T. 006 R.W 007
Kelurahan: PLUIT
Kecamatan: PENJARINGAN
Kotamadya: JAKARTA UTARA

There is an accident close to where you live. You help the old woman, who is very injured, by driving her to the hospital. One of you will be the one who searches through her wallet and finds her Identification Card (Information shown above) and one of you will be the paramedic who asks for some information about this lady.

Activity 5 (Pair Work)

Based on the job advertisement, answer the questions below.

Vocabulary

Fungsi: function

Perusahaan: company

Penutupan: closing

Persyaratan: requirement

D3: education level equals to Associate Degree

S1: education level equals to Bachelors Degree

Activity 5 (Pair Work) (Continued)

Lowongan Pekerjaan

Fungsi Kerja:	Sekretaris
Perusahaan:	Firma Tigatra
Industri:	Komputer/Teknik Industri
Lokasi Kerja:	Jakarta
Jenjang Pendidikan:	D3
Pengalaman Kerja:	Tidak diperlukan
Tanggal Penutupan:	15 Desember 2002
Persyaratan: Kami perusahaan Teknologi Informatika membutuhkan segera seorang sekretaris dengan persyaratan sebagai berikut: <ol style="list-style-type: none">1. Wanita, single, antara 22-25 tahun2. Menguasai bahasa Inggris dan Indonesia dengan baik3. Menguasai komputer dan paham Internet4. Mengerti administrasi5. Menarik, ramah dan supel Kirimkan lamaran anda beserta CV dan pasfoto terbaru selambatnya 2 minggu	

1. Apakah nama perusahaan ini dan berada di kota apa?
2. Tenaga kerja apakah yang sedang dibutuhkan perusahaan ini?
3. Bergerak di bidang apakah perusahaan ini?
4. Apakah pelamar harus menguasai bahasa Inggris?
5. Apakah persyaratan pertama untuk lowongan pekerjaan ini?

Activity 6 (Pair Work)

Based on the following information about a person, please answer the questions below.

Sekolah/Universitas:	UPN "Veteran" Jakarta	
Gelar(jurusan):	Sarjana/S1 (Administrasi Bisnis (Keuangan))	
Perusahaan Terakhir:	PT. Tribina Primalestari	
Posisi:	Administration	
Jumlah Pengalaman Kerja:	1 tahun	Umur: 24
Kewarganegaraan:	Indonesian	Nama: Tio Pakusadewo

Activity 6 (Pair Work) (Continued)

1. Apakah gelar Tio Pakusadewo ini?
2. Di manakah Tio bekerja sekarang?
3. Berapakah umurnya?
4. Berapa lamakah ia bekerja di perusahaan itu?
5. Apakah Tio memenuhi persyaratan pada lowongan kerja sekretaris yang terdapat pada *activity 4*? Mengapa?

Activity 7 (Group Work)

Read the following paragraph about Gopur. Write additional sentences in the spaces provided to continue the paragraph. Based on the picture you see, talk about how much he is making, what his wife is doing or what he is doing right now.



Activity 7 (Group Work) (Continued)

Bapak ini bernama Gopur. Berumur 35 tahun. Ia mempunyai istri, 2 anak laki-laki dan satu anak perempuan. Pekerjaannya adalah menjual kue tradisional Indonesia, kue semprong. Setiap pagi Gopur jalan keliling kota Jakarta dengan pikulannya.

Activity 8 (Pair Work)

You are applying for a checking or savings account. Fill out the forms below with your information. Pair up and ask questions to each other as if one of you is the bank employee and the other one is the applicant. Report back to the class.

Nama:

Nomor KTP/Paspor:

Alamat:

Nomor Telepon:

Tempat/Tanggal Lahir:

Satus Perkawinan:

Agama:

Pekerjaan:

Activity 1 (Class Work)

Free conversation: Respond to your instructor's questions and statements. Your instructor may use the following passages.

1. Sudah kawin Mbak?
2. Saya belum kawin, Pak.
3. Umur Anda berapa?
4. Wah, muda sekali ya?
5. Rumah saya agak jauh dari sini.
6. Kapan Anda lahir?
7. Apakah rumahnya jauh dari sini?
8. Kamar kecilnya agak kecil.
9. Mengapa Anda belajar Bahasa Indonesia?
10. Anak saya umurnya 15 tahun.
11. Bagaimana orangnya, Pak Letnan itu?
12. Siapa yang lebih pintar?
13. Siapa yang suka menulis?
14. Berapa nomor telepon Bapak?
15. Apa Anda kenal dengan pegawai di sini?
16. Anda bekerja di mana?
17. Apakah ibunya bekerja?
18. Pamannya bekerja sebagai apa?
19. Apa istrinya bekerja juga?
20. Berapa umur anak Bapak?
21. Saudara tinggal di mana?
22. Apa saudara sudah menikah?
23. Bagaimana rumahnya?

Activity 2 (Pair Work)

Imagine that someone close to you is missing and the police want a detailed description of the person. One of you will be the police officer and the other will be the one who loses his friend. Besides physical features, also write down the person's age, location before the disappearance, and hobbies. Work with your partner and write down on a piece of paper the following information. Let him/her answer while you, acting as the police officer, will be asking the questions.

1. How old is he?
2. When was the last time you saw him?
3. What is his eye color?
4. What is his hair color?
5. How tall is he?

Activity 3 (Pair Work)

Create a paragraph about this picture based on the information below the picture. Write it down and read it to each other as you add information and make corrections.



Penjual sarung	Sri Rejeki	40 tahun	2 anak	Menikah
Perempuan dan laki-laki		Denpasar, Bali		5 tahun dan 4 tahun

Activity 4 (Group Work)



Based on the picture you see above, create a paragraph telling a story about it. Read it aloud in front of the class.

Activity 5 (Group Work)

Read the paragraphs below and answer the following questions.



Sukarno adalah presiden pertama negara Republik Indonesia (1945-1966). Beliau lahir pada tanggal 6 Juni 1901, di Surabaya, Jawa Timur. Nama belakang beliau, Achmed, tidak terlalu dikenal banyak orang karena salah satu kebiasaan masyarakat Jawa adalah hanya mengenal nama depannya saja.

Pada tahun 1927, Sukarno mendirikan Partai Nasional Indonesia. Beliau ditangkap oleh Pemerintah Kolonial Belanda di Bandung pada tahun 1929 sampai tahun 1930, dan tinggal di pembuangan sampai tahun 1942. Pada tahun 1942 beliau diangkat menjadi pemimpin di jaman penjajahan Jepang. Kepresidenan Sukarno terancam pada saat meningkatnya kelaparan di Indonesia ditambah oleh Gerakan 30 September pada tahun 1965. Beliau melepas jabatannya pada tahun 1968. Beliau wafat pada tahun 1970.

Vocabulary:

diangkat: to be acknowledged

dikenal: to be known

ditangkap: to be arrested

jaman: era

kebiasaan: custom

kelaparan: famine

melepas jabatan: to abdicate one's position

meningkat: to increase

mendirikan: to establish

pembuangan: exile

pemerintah: government

pemimpin: leader

penjajahan: colonization

terancam: to be threatened

1. Siapa nama lengkap Sukarno?

2. Selama berapa tahun beliau menjabat sebagai presiden Republik Indonesia?

3. Pada tanggal berapa dan di mana Sukarno lahir?

Activity 5 (Continued)

4. Pada tahun berapakah Sukarno mendirikan Partai Nasional Indonesia?

5. Di kota apa beliau ditangkap oleh Koloni Belanda pada tahun 1929?

6. Pada tahun berapakah terjadi Gerakan 30 September?

7. Kapan Soekarno melepas jabatannya?

8. Apa yang terjadi pada Sukarno di tahun 1970?

Activity 6 (Pair Work)

Following the format in Activity 5, write down a paragraph of your biography. Read it aloud to your partner and have him/her do the same.

Activity 7 (Group Work)

Get the following information from each group members: age, time at current duty station, number of children or number of siblings, and number of pets.

After gathering all the information, figure out the following: youngest and oldest person, longest and shortest time at current duty station, greatest and smallest number of children/siblings/pets.

List all the information in Indonesian, and then in complete sentences present it to the class when the instructor calls on you.

Activity 8 (Group Work)

Read the composition below. Your instructor will ask some questions regarding the reading. Write down your answers.

Pahlawan Indonesia

Sam Ratulangi adalah pahlawan dari Minahasa. Terlahir dengan nama Saul Samuel Yacob Ratulangi, Sam Ratulangi lahir pada tanggal 5 Nopember 1890 di Tandano, Sulawesi Utara. Setelah tamat dari sekolah raja di Tandano, ia meneruskan pendidikannya ke sekolah Teknik (KWS) di Jakarta. Pada Tahun 1919, ia memperoleh gelar doktor ilmu pasti dan ilmu alam di Swiss. Di Negeri Belanda ia menjadi ketua Perhimpunan Indonesia dan di Swiss menjadi ketua organisasi pelajar-pelajar Asia. Setelah kembali dari Eropa, Sam Ratulangi mengajar ilmu pasti di AMS (setingkat SMA) Yogyakarta dan kemudian pindah ke Bandung mendirikan Maskapai Asuransi Indonesia.

Sam Ratulangi mengepalai beberapa organisasi dengan tujuan membimbing bangsa Indonesia untuk bersatu. Awal Agustus 1945 Ratulangi diangkat menjadi anggota Panitia persiapan Kemerdekaan Indonesia. Setelah Republik Indonesia terbentuk, ia diangkat menjadi Gubernur Sulawesi. Pada tanggal 30 Juni 1949, Sam Ratulangi meninggal dunia di Jakarta. Ia dimakamkan di tanah kelahirannya.

Vocabulary:

dimakamkan:

Ilmu Alam: Physics

Ilmu Pasti: Mathematics

ketua: leader

mengepalai: to head

meninggal dunia: to pass away

pahlawan: patriot

SMA: high school (grade10 - 12)

panitia: commission


sekolah raja: colonial school for the upper class of the Indonesian society during the Dutch occupation

tamat: finished

tanah kelahiran: birth place

1. _____
2. _____
3. _____
4. _____
5. _____
6. _____
7. _____

Activity 1

 (Track 7) Listen to the audio recording about *keluarga Manos* and fill in the missing blanks.



Ini adalah foto _____ dan _____ di depan _____

di Legian, _____.

Manos _____ bersama _____, istrinya, dan keempat _____.

Untuk membiayai keluarga, Manos _____

sebagai _____ _____.

Manos berumur _____, lahir tanggal _____

September _____.

Activity 2

You want to get married, and you are exploring the possibility of finding a life partner through a newspaper ad. You find an ad that appeals to you. The ad requests that you write a short letter about yourself. Write an interesting letter about yourself. Consult your dictionary for difficult words.

Activity 3

Use these words with prefixes “*me-*”, and then write the complete sentences.

1. Jadi
2. Cangkul
3. Putar
4. Rokok

Activity 4



Write a paragraph or two based on the above picture. Try to explain every little detail about it. Do not forget to provide the girl's name and the baby's name, where they are from, their date of birth, their age and what they are doing. Add descriptions about their physical appearance and other characteristics. Have fun with this activity and be creative. Remember that you will read it in front of the class. Ask follow up questions to each of the presenters after they are done with reading their paragraphs.
