



SOLT I Indonesian Module 2 Lesson 3

Student Manual

Hobbies

DEFENSE LANGUAGE INSTITUTE
FOREIGN LANGUAGE CENTER



More DLI courses on LiveLingua - Online Language School

At the end of this lesson you will be able to talk about hobbies. Here are the most likely circumstances where you will use your new skills.

Discuss Hobbies

- Discuss your favorite hobbies and interests
- Ask and answer questions about different hobbies
- Talk about different games

Discuss Equipment and Training Needs for Leisure Activities

- Ask and answer questions about leisure activities
- Name the equipment you need for each activity
- Discuss where and how to use the equipment

Leisure activities, sports, and hobbies in Indonesia are easy and inexpensive. However, depending on where you are stationed, getting around an Indonesian city is sometimes slow and uncomfortable because of heat, dust, smoke and crowds. Allow plenty of time to get where you are going, and always expect some delays. Sports equipment is relatively cheap and affordable for most Indonesians except for certain sports like golf, motor sports, or horseback riding. Major cities in Indonesia offer a variety of entertainment, including sport, theater, film, and music. Any free entertainment and sport for the public are popular in the Indonesian local community.

Dialogue A (Pair Work)

Your instructor will model the dialogue for you. Then practice the dialogue with your classmates and switch roles. Then proceed with exercise 1.

Partini: Hobi Sersan Jono apa?	Partini: What is your hobby, Sergeant Jono?
Sersan Jono : O, saya senang berolahraga.	Sgt. Jono : Oh, I like sport (lit. to do sport).
P: Apa Sersan Jono senang berenang?	P: Do you like to swim?
S: O ya, senang sekali. Apa ada kolam renang dekat sini?	S: Yes, (I) like it very much. Is there a swimming pool close by (here)?
P:O tidak ada. Tapi ada danau kira-kira dua kilo dari posko (pos komando).	P: Oh, no there isn't. But there is a lake about two kilometers from the command post.
S: Saya tahu itu. Kalau Mbak Partini sendiri, waktu luangnya diisi dengan kegiatan apa?	S: That I know. And you? What do you usually do in your leisure time (lit. your leisure time is "filled" with what kind of activities)?
P: Saya suka bermain gitar dan main kasti dengan teman-teman saya. Kadang-kadang saya menonton film di bioskop.	P: I like to play guitar and play <i>kasti</i> with my friends. Sometimes I watch a movie at the theatre.
J: O begitu.	J: Oh, OK.

Exercise 1 (Class Work)

Answer the following questions by filling in the blanks based on dialogue A above.

1. Siapa yang senang berenang? _____
2. Apa Partini senang berolahraga?_____
3. Di mana danau itu?_____
4. Siapa yang senang menonton film? _____

Exercise 1 (Class Work) (Continued)

5. Waktu luang Sersan Jono diisi dengan kegiatan apa?

6. Apa Partini senang bermain musik? _____

Exercise 2 (Pair Work)

Below are pictures of different places/locations where different sports are being practiced. Based on the pictures (use a minimum of two), develop a dialogue with your partner by using dialogue A above as a model. Perform your dialogue in front of the class.



lapangan basket



lapangan golf



lapangan tenis



kolam renang

Indonesians are big on sports, especially *bulu tangkis* (badminton) and *sepak bola* (soccer). Indonesian badminton players rank among the best in the world. The following activities are some other interests and hobbies that you can find widely in Indonesia:

<i>seni</i> art	<i>fotografi</i> photography
<i>masak</i> cooking	<i>berolahraga</i> playing sports
<i>tari</i> dancing (traditional)	<i>membaca</i> reading
<i>dansa</i> dancing (contemporary)	<i>sandiwara/teater</i> the theatre
<i>filem</i> film	<i>bepergian</i> traveling
<i>berbelanja</i> shopping	<i>menonton televisi</i> watching TV
<i>musik</i> music	<i>menulis</i> writing

Exercise 3 (Pair Work)

Practice the following short dialogue in Indonesian and write down the answers you receive from your partner. Reverse roles. Then, use the answers in Exercise 4.

- A: What do you like to do in your leisure time?
B: (Answer)
A: Where do you go to participate in leisure activities?
B: (Answer)

Exercise 4 (Pair Work)

Using the notes you have made about your partner's favorite leisure activities in Exercise 2, give the information to the class.

Exercise 5 (Class Work)

Make a list of equipment needed for one of your favorite leisure activities. Report your list to the class. You may use the table on the following pages or your dictionary if necessary.



Example:

Salah satu hobi saya adalah panahan. (One of my hobbies is archery).
Peralatan untuk panahan adalah sebuah busur, anak panah, dan sebuah target.
(The equipment for archery are a bow, arrows and a target)

Exercise 5 (Class Work) (Continued)

	Panahan <u>Peralatan:</u> busur (bow), Anak panah (arrow), sasaran (target)
	Berkuda <u>Peralatan:</u> kuda (horse), pelana (saddle), pakaian berkuda (harness)
	Membaca <u>Peralatan:</u> buku (book)
	Bermain Musik <u>Peralatan:</u> alat musik (musical instruments), Buku musik (music book).
	Layar <u>Peralatan:</u> perahu layar (sail boat), Baju pelampung (life vest)
	Selam <u>Peralatan:</u> tangki oksigen (oxygen tank), alat pemasukan/pengeluaran udara (snorkel), sarung kepala (mask), sirip karet (fins), pakaian selam (wet suit)
	Terjun Payung <u>Peralatan:</u> parasut (parachute), pakaian terjun payung (jumpsuit), Pelindung kepala (helmet)
	Sepak Bola <u>Peralatan:</u> bola sepak (soccer ball), sepatu berpaku (cleats)
	Atletik <u>Peralatan:</u> lembing (javelin), tiang (pole), pistol (shot), peluru (hammer), lintasan (hurdle)

Exercise 5 (Class Work) (Continued)

	Renang <u>Peralatan:</u> pakaian renang (swimming trunks/suit), penutup kepala (swimming cap)
	Tenis <u>Peralatan:</u> raket tenis (tennis racket), bola tenis (tennis ball), net/jala (net),
	Bola Voli <u>Peralatan:</u> bola voli (volleyball), net/jala (net)
	Angkat besi <u>Peralatan:</u> Beban (weights), sarung tangan (gloves)
	Menembak <u>Peralatan:</u> pistol/revolver (handgun), senapan (rifle), peluru (bullet) sasaran (target), lapangan tembak (shooting range)
	Berburu <u>Peralatan:</u> senapan (rifle), peluru (bullet), pisau (knife)
	Balap Sepeda <u>Peralatan:</u> sepeda balap (road bicycle), pelindung kepala (bicycle helmet)
	Daki gunung <u>Peralatan:</u> tas punggung (backpack), sepatu daki (climbing boots), tambang/tali (rope), helm (helmet)
	Bulu Tangkis <u>Peralatan:</u> raket bulu tangkis (badminton racket), kok (shuttle cock), net/jala (net), sepatu badminton (badminton shoes)
	Catur <u>Peralatan:</u> buah catur (playing pieces), papan catur (chess board)

TIP OF THE DAY

The Indonesian national soccer league has passionate spectators, complete with pitch invasions and wonderful fireworks. When a goal is scored, it's appropriate to scream "masuk" which means "enter" or, as in all soccer-mad nations: *gooooool!*


Exercise 6 (Pair Work)

Take turns in asking and answering each other questions based on the information in the preceding table. Pretend that some of the activities listed in the table are your hobbies. Use the following models:

- Q: *Apa hobinya?* (What is your hobby?)
 A: *Saya suka bersepeda.* (I like to ride bicycle)
 Q: *Apa saja peralatannya?* (What all are the equipment?)
 A: *Peralatannya sepeda balap dan pelindung kepala.* (The equipment is: road bicycle and a helmet)

Exercise 7 (Class Work)

Match the equipment below with the correct activities. Some activities do not have matching equipment listed. Write down the missing equipment for those activities.



1.

2.

3.

4.

5.

Panahan	Berkuda	Memancing	Bola Volley	Daki Gunung
	Fotografi	Renang	Terjun Payung	
Athletik	Tenis	Sepak Bola	Balap Sepeda	Terjun Payung
Layar	Berkuda	Bulu tangkis	Melukis	

Exercise 8 (Group Work)

The class will be divided into groups. Each group receives a list of leisure activities from the instructor, and your group must present and play out each activity in front of the class. The other team guesses which activity is being demonstrated from the students.

Exercise 9

Go around your classroom; interview three of your classmates and find out what hobbies they have. Then, the class will form a circle. In the circle, each interviewer will tell the class who is interested in what.

Plural Forms

Singular or plural forms of nouns are not normally distinguished, and the same form is used for both. Singular or plural is indicated instead by the context or through the use of other words such as “all” (*semua*), “many” (*banyak*), "some" (*beberapa*) etc.

Example: *Semua orang senang.* All the people were pleased.
Banyak turis datang. Many tourists arrived.

Reduplicating a noun may emphasize that it is plural:

Saya suka main kasti dengan teman-teman saya. I like to play *kasti* with my friends.

anak-anak children
buku-buku books

However, reduplication really carries the meaning “a variety of”. It is also used to create new words with very different meanings from the simple forms. It is best to avoid reduplication to indicate the plural, unless you know what you are saying.

mata eye *mata-mata* spy
semata-mata only, exclusively

Para indicates plural for person:

Example: *para penumpang* passengers
para penonton viewers

Exercise 1 (Class Work)

Convert the following singular words to plural forms. Use the appropriate method that you just learned above. If that reduplication creates new words with new meanings, explain what they mean.

Singular	Plural/reduplication	New meaning
<i>mata</i> (eye)	<i>mata-mata</i>	spy
1. Gula	_____	_____
2. Peserta	_____	_____
3. Orang	_____	_____
4. Laba	_____	_____
5. Musuh	_____	_____

Answer Key:		
Gula (sugar)	Gula-gula	candy
Peserta	Para peserta/peserta-peserta	--
Orang	Banyak orang/orang-orang	--

Exercise 1 (Class Work) (Continued)

Laba	Laba-laba	spider
Musuh	Para (banyak) musuh /musuh-musuh	--

Classifier Words

Sometimes a classifier is placed between a number and a noun. This is similar to the use of words in English such as “two pieces of candy”. When the meaning is clear, however, classifiers can be dropped. Observe the following examples:

1. *Saya beli dua rokok, Pak.** (I would like to buy two cigarettes, Sir.)
2. *Saya beli dua bungkus rokok, Bu.* (I would like to buy two boxes of cigarettes, Ma'am.)
3. *Saya beli dua batang rokok, Pak.* (I would like to buy two individual cigarettes, Sir.)
4. *Ada tiga (ekor) anjing di rumah itu.* (There are three dogs in that house).

Unlike sentence number 2 and 3, the hypothetical sentence number 1 does not show clearly whether the person is asking for two boxes or two individual cigarettes (the latter is possible in many places in Indonesia). On the other hand, sentence number 4 does not actually need a classifier (*ekor*) because the meaning is clear already.

Some of the more common classifiers are listed below.

Classifier	Used for
batang	cigarettes, trees, or anything that is cylindrical
biji	small objects
buah	larger and abstract things
ekor	animals
helai	paper, leaves
lembar	paper, wood
orang	people
pasang	socks, trousers
potong	bread, cloth
pucuk	letters, rifles
tusuk	satay

Example:	<i>tiga orang dokter</i>	three doctors
	<i>dua ekor ayam</i>	two chickens
	<i>sepuluh batang rokok</i>	ten cigarettes
	<i>dua potong roti</i>	two slices of bread
	<i>lima pucuk surat</i>	three letters

Exercise 2 (Class Work)

Complete the following sentences with the appropriate classifier words.

1. Kelas Bahasa Indonesia diikuti oleh duapuluh _____ murid.
2. Sate ini sangat lezat. Saya sudah makan sebanyak lima belas _____.
3. Tiga _____ burung beterbangan di dekat kami.
4. Tolong ambilkan saya beberapa _____ kertas, Koprak Sardi.
5. Ibu membeli lima _____ apel di pasar.
6. Pasukan yang berangkat tadi pagi terdiri dari seratus _____.
7. Bapak memberi saya hadiah ulang tahun berupa satu _____ sepatu dan satu _____ sepeda mini.
8. Kami sarapan dua _____ roti pagi tadi.
9. Pak Sudirman mengirim satu _____ surat ke Jakarta.
10. Saya sudah menghabiskan lima _____ rokok.

Exercise 3 (Pair Work)

Work with your partner. Create sentences using the classifier words that you have learned in this lesson. Read your sentences in front of your classmates alternately. You can use your Indonesian/English dictionary to look up the appropriate words.

Nouns

alat	instrument
anak panah	arrow
angkat besi	weight lifting
atletik	athletic
baju pelampung	life vest
balap	racing
beban	weights
bela diri	martial arts
bulutangkis	badminton
busur	bow
fotografi	photography
gunung	mountain
kasti	baseball
kasti	a kind of softball
kegiatan	activity
kuda	horse
layar	sail
lembing	javelin
lintasan	hurdle
net/jala	net
oksigen	oxygen
olahraga	sport
olahraga layar	sailing
olahraga selam	diving
pakaian berkuda	harness
panahan	archery
parasut	parachute
pelana	saddle
pelindung kepala	helmet
perahu	boat
raket	racket
ransel	backpack
renang	swimming
sandiwara	play (theatrical play, or a play script)
sandiwara/teater	theatre
sarung kepala, penutup muka, masker	mask
sarung tangan	gloves
selam	diving
selancar	surfing
senam	gymnastics
seni	art
sepak bola	soccer

sepatu berpaku	cleats
sirip karet	fins
tambang/tali	rope
tangki	tank (as in "oxygen tank")
target	target
tari	dance
tenis	tennis
terjun payung	parachuting
tiang	pole
tinju	boxing

Verbs

berenang	to swim
berkuda	horseback riding
bermain (main)	to play
diisi (isi)	to be filled
masak	to cook
mendaki (daki)	to climb
mengisi (isi)	to fill
senang	to like
suka	to like
melukis	to paint (a picture)

Others

dengan	with
untuk	for

Pencak Silat

Besides many of the martial arts in the world such as kung fu, karate and tae kwon do, Indonesia has its own style of martial arts called *Pencak Silat*, “the beauty of fighting.”

Originally from *Sumatera*, the popularity of *Pencak Silat* has spread across the archipelago, and individual regions have developed their own distinct styles. Competitions take place throughout Indonesia, and nowadays, even internationally. Although styles may differ, unifying rules and techniques make such competitions possible.



Tangkisan (deflection) in the Pencak Silat style *Sitaralak* from the Bukittinggi region of West-Sumatra.

The study of pencak silat can be divided into three broad areas: olah raga (sport), kesenian (art) and tenaga dalam (inner power). The inner power facet involves mind control and strength. Pencak silat is a recognized part of the national school curriculum, and also offered at many universities.



"*Permainan Lankah*" or combat kata from the *aliran Pauh*, from Padang, West-Sumatra

Pencak silat can also be performed to music, with routines encompassing key steps and transitions. Performances can incorporate weaponry or ornamental fans. In some regions, competitions and performances are carried out at weddings, harvest festivals and circumcision ceremonies.

Activity 1 (Pair Work)

Ask your partner a couple of questions regarding his/her leisure activities/hobbies. Use the English questions below as guidelines for your Indonesian questions. Answer in complete sentences. Reverse the roles.

1. What is your hobby?
2. When do you practice your hobby?
3. How old were you when you first started practicing your hobby?
4. How many people have to participate in your hobby?
5. How much time do you spend a day/week practicing your hobby?

Activity 2 (Class Work)

Review the following pictures and match them to the descriptions given below. Be prepared to give some reasonable answers to the class about your decisions.



A.



B.



C.



D.



E.



F.

1. Di Indonesia, olahraga ini sangat populer di kalangan pengusaha dan eksekutif perusahaan. Tempat yang digunakan untuk olahraga ini adalah lapangan rumput khusus dan harus terbuka, pemainnya memakai sepatu, pakaian dan peralatan khusus, berupa tongkat dan bola golf.
2. Permainan ini dapat digolongkan sebagai hobi dan juga olahraga. Kadang-kadang dikenal sebagai olahraga otak. Digemari baik anak muda dan orang tua dan peralatan yang diperlukan adalah papan catur, buah catur, dan sebuah meja.
3. Hobi ini banyak digemari oleh semua kalangan baik anak muda ataupun orang tua. Peralatan yang diperlukan adalah meja bilyar, bola bilyar, dan tongkat bilyar.

Activity 2 (Class Work) (Continued)

4. Olahraga ini sangat baik untuk kebugaran tubuh dan sekaligus membentuk tubuh yang indah dan berotot. Semua kalangan dapat melakukannya, karena tidak memerlukan biaya yang tinggi. Peralatan yang digunakan berupa: pakaian olahraga, beban, dan sarung tangan.
5. Olahraga ini banyak dilakukan oleh kalangan anak muda. Memerlukan keterampilan memanjat dan latihan khusus. Peralatan yang dipakai adalah sepatu berpaku, tali/tambang, sarung tangan, dan helm (pelindung kepala).
6. Hobi ini sangat unik dan menyenangkan. Banyak digemari oleh kalangan anak muda dan orang tua, mulai dari yang pemula sampai professional. Peralatan yang diperlukan adalah kamera, film, kaki penyangga kamera (tripod), dan tas kamera.

Activity 3 (Class Work)

Match the following leisure activities with the correct practice locations.

Hobbies/Activities	Location
1. Panjat tebing	a. Sanggar lukis
2. Sepak bola	b. Lapangan volley
3. Senam	c. Tebing karang
4. Bulutangkis	d. Kolam renang
5. Musik	e. Lapangan bulutangkis
6. Panahan	f. Lapangan sepak bola
7. Ski air	g. Lapangan panahan
8. Melukis	h. Danau
9. Renang	i. Gedung senam/olahraga
10. Bola volley	j. Sanggar/studio musik

Activity 4 (Class Work)

Study the three pictures below. Your instructor will read a short paragraph regarding one of the pictures. Choose the matching picture. Write a short paragraph regarding one of the other two pictures.



1.



2.



3.

Activity 5 (Pair Work)

Choose a sports activity and use at least three sentences to describe it to your partner. Your partner will guess the activity from your description. Take turns with several activities.

Activity 6 (Group Work)

Make a list of what you believe are the Indonesians' favorite activities. Try to find two famous people associated with each of the activities you have listed.

Activity 7 (Class Work)

Below is a list of four locations where leisure activities can be practiced. Find at least three activities for each of the locations. Use your dictionary if necessary. Compare your list with the rest of the class.

Kolam Renang	Stadion Olahraga	Danau	Lapangan Olahraga

Activity 1 (Class Work)

Write a short paragraph in Indonesian about one of your most memorable experiences in connection with your favorite hobby or leisure activity (for example, winning a competition, playing music at a concert, etc.). Each student shares his/her experience with the rest of the class.

Activity 2 (Pair Work)

Read the following dialogues with your partner. Switch roles. Write similar dialogues using different kinds of sports and different times. Practice the dialogues and perform them in front of the class.

Vocabulary

practice = latihan

every = setiap

pick up = menjemput

Dialogue 1:

A: Saya mau bermain badminton. Di mana saya bisa bermain badminton di Yogya sini?

B: Kami ada latihan badminton di lapangan badminton dekat stasiun.

A: Jam berapa latihan badmintonnya?

B: Latihannya setiap hari Rabu dari jam lima sampai jam sembilan.

Dialogue 2:

A: Apa kamu mau ikut aku ke latihan tenis besok?

B: Aku tidak punya peralatan tenis.

A: Saya ada raket satu lagi.

B: jam berapa kamu akan menjemput?

A: Aku jemput jam empat, ya?

B: Baiklah. Sampai besok.

Activity 3 (Pair Work)

Working with a partner, classify the following equipment according to their category in the chart given below.

tambang, busur, sepatu badminton, tangki oksigen, buku, parasut, sarung tangan, bola badminton, pelindung kepala, lembing, anak panah, sepatu daki, net/jala, pelana, perahu layar, sepatu berpaku, target, sirip karet, sarung kepala, raket, tas punggung, pakaian selam

Selam	Bulu tangkis	Panahan	Daki gunung

Activity 4 (Pair Work)

Using the hobbies below, ask each other the following question in Indonesian:

Where can you practice [name of the hobby]?

Answer the question and continue with the next hobby.


- Hobbies:
- Berkuda
 - Layar
 - Sepakbola
 - Bola Voli
 - Daki gunung
 - Panjat tebing
 - Memancing
 - Bulu tangkis
 - Renang
 - Melukis

Activity 5 (Group Work)

Discuss what you are going to do over the next weekend. Consider whether your group could do something together. (For example, watch a movie, play soccer, go fishing). Carefully consider all the equipment and scheduling you need to prepare for your weekend. Tell the rest of the class what your group's weekend plans are.

Activity 6 (Class Work)

Share information about a favorite activity. Choose one activity from the following figures that the group enjoys and prepare a 1-2 minute presentation to the class about your experiences with that activity.



Activity 1

Write at least two sentences for each of the figures below. Compare your results with a partner the following school day.



1.

2.

3.

4.

5.

1. _____

2. _____

3. _____

4. _____

5. _____

Activity 2



(Track 11) Listen to the statements made about the five people below and write down the required information.

Amir Activity: _____

Sumadi Activity: _____

Dani Activity: _____

Lukman Activity: _____

Rudi Hartono Activity: _____

Activity 3

Choose three hobbies not mentioned in this lesson and make a list of all the equipment needed for these hobbies. Use your dictionary for help.

Activity 4

Come prepared to talk about your favorite sport. Bring hobby-related things like pictures, medals, trophies, etc. with you to class and give a minimum of a two-minute presentation about your hobby, plus a full description of the training and the equipment necessary to practice it.