



SOLT I Indonesian Module 6 Lesson 3

Student Manual

Holidays

DEFENSE LANGUAGE INSTITUTE
FOREIGN LANGUAGE CENTER



More DLI courses on LiveLingua - Online Language School

By the end of the lesson, you will be able to engage in conversations related to holidays. Below is the complete outline.

Describe Holidays

- Discuss national holidays in Indonesia
- Express wishes and responses for the holidays
- Demonstrate the salutations and toasts customarily spoken at formal social events

Request Information on Specific Activities

- Discuss holidays in Indonesia
- Plan a future holiday activity
- Talk about last weekend and yesterday
- Discuss outdoor/indoor activities
- Ask about leisure activities in Indonesia

TIP OF THE DAY

At the end of the fasting month of *Ramadhan*, the Indonesian Muslims celebrate *Lebaran* or *Idul Fitri*. *Lebaran* or *Idul Fitri* is a national holiday, where it is customary for many Indonesian people to "*mudik*" or to travel to their places of origin to see parents, grandparents, families and old acquaintances. In places such as Java, *mudik* and *Lebaran* had become a part of the culture and thus generally apply to everybody regardless of their religion.

Describe Holidays

Exercise 1 (Pair Work)

A. Your instructor will model the following conversation for you. Then, practice the conversation with your partner and take turns. After that, answer the questions that follow based on the conversation.

Anton: Halo, Siti. Apa kabar?

Siti: Kabar baik terima kasih.

Anton: Aku ingin mengucapkan Selamat Idul Fitri. Mohon maaf lahir dan batin.

Siti: Aku juga, Ton. Kalau ada kesalahan yang sengaja atau tidak sengaja aku lakukan, tolong dimaafkan.

Anton: Sama sama, Siti.

Siti: Oh, ya. Beberapa hari lalu Hari Natal, ya. Aku juga mau mengucapkan Selamat Hari Natal kepadamu. Semoga damai sejahtera selalu bersamamu.

Anton: Terima kasih, Siti.

Siti: Bagus sekali, ya? Tahun ini kita merayakan Hari Natal dan Hari Idul Fitri bersama-sama.

Anton: Ya, jaraknya dekat sekali. Aku merayakan Natal pada tanggal 25 Desember dan kalian umat Muslim merayakan Idul Fitri pada tanggal 27 Desember.

Siti: Setiap tahun kita merayakan Idul Fitri berbeda-beda.

Anton: Mengapa bisa begitu?

Siti: Hari Idul Fitri berdasar pada kalender Islam, tidak berdasar pada kalender internasional. Setiap tahun perayaan Idul Fitri mundur sekitar sepuluh hari. Contohnya, tahun lalu kita merayakan Idul Fitri pada tanggal 7 Januari.

Anton: Jadi tahun depan kalian akan merayakan Idul Fitri sekitar tanggal 16 Desember?

Siti: Betul sekali.

Questions:

1. Based on the conversation, what are the wishes that Indonesians say for the *Idul Fitri* holiday?

Exercise 1 (Pair Work)(Continued)

2. What are the wishes for *Natal*?

3. Share what you know about *Idul Fitri* and *Natal*!

4. Why is the *Idul Fitri* celebrated at different time every year?

Exercise 2 (Pair Work)

Ask and answer about the dates of various Indonesian national holidays. Use the examples below. You are also provided with a list of Indonesian national holidays.

Example 1

- A: Kapan orang Indonesia merayakan Hari Natal?
 B: Orang Indonesia merayakan Hari Natal pada tanggal 25 Desember.

Example 2

- A: Hari besar apa yang dirayakan pada tanggal 16 Mei?
 B: Hari Waisak untuk umat Budha.

Hari-hari Libur Nasional 2006			
No	Tanggal	Hari	Keterangan
1	1 Januari	Minggu	Tahun Baru Masehi
2.	10 Januari	Selasa	Idul Adha 1426 Hijriyah*
3.	29 Januari	Minggu	Tahun Baru Imlek 2557**
4.	31 Januari	Selasa	Tahun baru 1427 Hijriyah (1 Muharram)*
5.	30 Maret	Kamis	Hari Raya Nyepi
6.	10 April	Senin	Maulid Nabi Muhammad SAW yang diperingati hari Selasa tanggal 11 April*
7.	14 April	Jumat	Wafat Isa Almasih (Yesus Kristus)
8.	13 Mei	Sabtu	Hari Raya Waisak
9.	25 Mei	Kamis	Kenaikan Isa Almasih (Yesus Kristus)
10.	17 Agustus	Kamis	Hari Kemerdekaan RI
11.	21 Agustus	Senin	Isra' Mi'raj' Nabi Muhammad SAW*
12.	24 - 25 Oktober	Selasa dan Rabu	Idul Fitri 1 syawal 1427 Hijriyah*
13	25 Desember	Senin	Hari Raya Natal
14.	31 Desember	Minggu	Idul Adha 1427 Hijriyah*
Cuti Bersama 2006			
No	Tanggal	Hari	Keterangan
15.	23, 26, 27 Oktober	Senin, Kamis, Jumat	Cuti bersama

Notes:

*This date changes every year based on the Islamic calendar

**This date changes every year based on the Chinese calendar

- 2,14 Feast of the sacrifice (Muslim).
- 5 Hindu holiday
- 6 The prophet Mohammad's birth
- 8 Buddhist holiday
- 11 Muhammad's journey from Mecca to Jerusalem in one night
- 15 National leave days (instituted since 2002 - the government decide the dates differently every year)

Exercise 3 (Pair Work)

Working with your partner, come up with conversations based on the situations below. You may use the conversations in the previous Exercise 1 and 2 as models. Be ready to perform your conversations in front of the class when your instructor calls upon you.

A. Imagine that today is March 28, 2006. One student pretend to be a Hindu friend of the other student. Come up with a name for the Hindu person. Go to Module 1 Lesson 2 if you need a reference for the names. Talk about the coming holiday and offer appropriate wishes. Switch roles.

B. Imagine that today is December 24, 2006. One student pretend to be a Christian friend of the other student. Come up with an Indonesian name for the Christian person. Talk about the holiday and offer appropriate wishes. Switch roles.

C. Imagine that today is October 24, 2006. One student pretend to be a Muslim friend of the other student. Come up with a name for the Muslim person. Talk about the holiday and offer appropriate wishes. You may Switch roles.

TIP OF THE DAY

Most Indonesian national holidays are religious. The examples are *Idul Fitri* or *Lebaran* (Muslim), *Natal* (Christian), *Nyepi Saka* (Hindu), and *Waisak* (Buddhist). Since these are national holidays, they apply for the whole country; offices would be closed and schools would not be in session. Depending on where you are in the country during these days, businesses might not be open also, unless they have to by order of the government.. For instance, gas stations would be open during holidays.

Exercise 4 (Pair Work)

Read the following explanations regarding various salutations. Get the general meaning of the text and practice the salutation. Share your findings with the rest of the class.

"**Assalamualaikum warahmatullahi wabarakatuh** berarti keselamatan dan kesejahteraan besertamu. Ketika orang mengucapkan ini dalam pertemuan formal, maka peserta pertemuan bersama-sama menjawab **Walaikumsalam warahmatullahi wabarakatuh**. Biasanya orang Muslim yang menggunakan salam ini untuk membuka pembicaraan di depan umum. Untuk menutup pembicaraan itu, yang dipakai adalah **wassalam**, atau panjangnya **wassalamualaikum warahmatullahi wabarakatuh**. Jawabannya sama".

"**Namo Buddhaya** berarti "terpujilah semua Buddha". Salam ini dipakai oleh orang Buddha untuk membuka pembicaraan di depan umum. Salam dipakai juga ketika menulis surat".

"Agama Hindu mengajarkan salam persaudaraan (panganjali) dengan ucapan **Om Swastyastu**. Pada waktu mengucapkan salam, kedua tangan ditangkupkan di depan dada dengan ujung jari mengarah ke atas, tetapi kalau keadaan tidak memungkinkan, sikap ini boleh tidak dilakukan. Yang menerima salam seyogyanya memberikan jawaban dengan ucapan **Om Swastyastu** dengan sikap yang sama pula. Arti salam ini adalah **Semoga Selamat Atas Rahmat Tuhan Yang Maha Esa**. Khusus dalam mengakhiri suatu kegiatan, dapat juga dipakai "**Om, Santi, Santi, Santi, Om**" yang artinya semoga damai".

Exercise 5 (Class Work)

- A. Class Work. Discuss in the class the various models of public speaking below. Practice the expression especially for demonstrating salutations during formal events. Take turns practicing the expressions. Consult your instructor for the correct pronunciation.
- B. Group Work. Come up with a speech that uses the following models and present it to the class. A Class discussion will follow.

Assalamu'alaikum Warohmatullohi Wabarokatuh
Hadirin yang saya hormati,

[Isi Pidato]

Terimakasih.

Yang terhormat
Ketua dan Anggota Majelis Wali Amanat
Ketua dan Anggota Senat Akademik
Ketua dan Anggota Dewan Guru Besar
Para Wakil Rektor
Para Pimpinan Fakultas dan Program Pascasarjana
Para Staf Pengajar, Karyawan dan Mahasiswa
Universitas Indonesia

Assalamu'alaikum Warahmatullahi Wabarakatuh
Marilah kita memanjatkan puji dan syukur kepada Allah SWT karena atas rahmat dan ridho-Nya kita dapat berkumpul di sini.

[Isi pidato]

Wassalamu'alaikum Warahmatullahi Wabarakatuh.

Yth. Bapak Presiden dan Bapak Wakil Presiden
Yth. menteri Agama atau yang mewakili
Yth Para Menteri dan Pejabat negara
Hadirin yang terkasih

Pertama-tama, perkenankanlah kami mengucapkan syukur dan puji kepada Tuhan Yang penuh kasih, karena telah mengijinkan kita berjumpa pada hari ini. Kita bersyukur bahwa diberi kesehatan dan kesejahteraan.

[Isi Pidato]

Terima kasih.

TIP OF THE DAY

Indonesians spend most holidays with their families. They go to the zoo, amusement parks, beach, or visit their relatives.

Request Information on Specific Activities

Exercise 6 (Pair Work)

Read the following passage about Indonesian holidays, and then answer the questions.

Hari Raya Nyepi adalah hari pergantian tahun Saka yang dirayakan setiap satu tahun sekali menurut kalender Hindu.

Kegiatan dalam menyambut Hari Raya Nyepi ini ada dua macam yaitu:

1. Sehari sebelum hari raya Nyepi, tepat pada bulan mati, dilaksanakan upacara Bhuta Yadnya.
2. Pada hari raya Nyepi yaitu awal tahun baru Saka dilaksanakan upacara Yoga Samadhi.

Ada empat pantangan yang wajib diikuti pada saat hari raya Nyepi, disebut Catur Berata Penyepian, yaitu:

- 1 Amati Geni: berpantang menyalakan api
- 2 Amati Karya: menghentikan aktivitas kerja
- 3 Amati Lelanguan: berpantang menghibur diri/menghentikan kesenangan
- 4 Amati Lelungan: berpantang bepergian

Dalam kesenyapan hari suci Nyepi ini kita melakukan introspeksi diri, menyatukan pikiran, menuju penemuan arti keberadaan diri kita dan inti sari kehidupan. Keesokan harinya yaitu hari raya Ngembak Geni, segenap isi rumah keluar rumah dan bermaaf-maafan dengan keluarga dan tetangga yang ditemui.

Questions:

1. Apakah nama hari besar yang dibicarakan di bacaan di atas?

2. Siapa yang merayakan Hari Raya Nyepi?

3. Apa hal yang tidak boleh dilakukan selama Hari Raya Nyepi?

4. Apa yang dilakukan selama Hari Raya Nyepi?

5. Apa yang dilakukan setelah nyepi berakhir?

TIP OF THE DAY

Still in many Indonesian communities, work, leisure and beliefs are not completely separate domains as in the modern urban West. For example in rural farming areas in Java, the planting of the rice fields is a community event and a celebration at the same time. The women would compete to see who can finish their rows of rice plants the fastest. There would be a community prayer to God, and food will be served to whoever joins the festivities. Offerings would be made to the spirits such as "*Dewi Sri*", the rice goddess from Java's Hindu past. (*Dewi Sri* is still the most important goddess in the Hindu island of Bali). Tourism is an urban upper middle to upper class phenomenon.

Exercise 7 (Pair Work)

Have a conversation with your partner about your plans for your next vacation. Use the conversation below as an example. Be ready to present your conversation in front of the class when your instructor calls upon you.

- A: Hi Ari, liburan minggu depan kamu mau kemana?
B: Mungkin aku akan pergi ke Pulau Bali.
A: Wah, asyik dong!
B: Bagaimana dengan kamu?
A: Aku akan pergi ke Surabaya.
B: Ada apa di Surabaya?
A: Aku akan pergi ke gunung Bromo.
B: Baiklah, semoga liburanmu menyenangkan.

Exercise 8 (Group Work)

Form groups of four. Each group will discuss the last vacation. Use the example below.

- A: Minggu yang lalu kamu pergi ke mana?
B: Aku tidak pergi ke mana-mana. Aku hanya tinggal di rumah.
A: Bagaimana dengan kamu?
C: Aku pergi mendaki gunung di gunung Merapi.
B: Hebat sekali. Coba ceritakan!
C: Aku dan dua temanku mendaki sampai puncak gunung Merapi. Suhu di sana dingin sekali tetapi pemandangannya sangat indah.
B: Lain kali aku akan pergi kesana.

Exercise 9







A. Group Work. Divide the class into four groups. Each group will be given a list that contains several activities. In the space provided, mark whether the activities are indoor or outdoor. Write an “I” if it is indoor and write an “O” if it is outdoors.

Bola Basket	
Monopoli	
Lari	
Catur	
Main Kartu	
Berenang	
Memasak	
Mendayung	
Menonton film	
Tidur	

B. Pair Work. Working in pairs, pick one leisure activity and make a comparative description about when and who you would do the activity. You may use the list above or you can pick any activity. What are the similarities and what are the differences? With whom do you usually do the activity? When is the last time you did the activity and when are you going to do it again? Share your description with the rest of the class. Your classmates will be urged to ask questions.

Exercise 10 (Pair Work)

A. Work with your partner in putting the activity name below each picture.

		
<p>1.....</p>	<p>2.....</p>	<p>3.....</p>
		
<p>4.....</p>	<p>5.....</p>	<p>6.....</p>

B. Create a conversation between you to determine which activity you would like to do this coming weekend. Practice the conversation. Be ready to present your conversation in front of the class.

REVIEW OF PAST AND FUTURE TENSE

Past Tense

Indonesian language is very different from English in its tense form. There is no change of verb to form the past tense. You only add adverbs of time that show that the sentences you make are in the past. Below is an example.

Aku pergi ke Solo kemarin.

Kamu seharusnya pergi ke rumah Tina dua hari yang lalu.

Dia pergi ke Bali untuk berlibur minggu lalu.

Mereka menonton film "The Lord of The Rings" bulan lalu.

Kami lupa mengucapkan Selamat Natal pada keluarga Kris tahun lalu.

Below is a table consisting of adverbs of time that show the past tense

Adverb of time (past)	Translation
<i>kemarin</i>	yesterday
<i>kemarin lusa</i>	the day before yesterday
<i>dua hari yang lalu</i>	two days ago
<i>minggu lalu</i>	last week
<i>bulan lalu</i>	last month
<i>tahun lalu</i>	last year
<i>tiga tahun yang lalu</i>	three years ago
<i>dulu</i>	a long time ago

The adverb of time can be placed either in the beginning of sentences or in the end.

Example:

Mereka pergi memancing kemarin.

Kemarin mereka pergi memancing.

Future Tense

The same rule applies for the future tense. You just need to put *akan* and adverbs of time to form the future tense. See an example of sentences below:

Aku akan mengerjakan tugas itu nanti.

Aku akan mengajak dia ke restoran besok.

Kamu akan mendapat hadiah dari ayah besok lusa.

Dia akan pergi ke America minggu depan.

Mereka akan memberi ucapan pada keluarga Sastro bulan depan.

Aku akan belajar di universitas tahun depan.

Below is a table consisting adverbs of time that show future tense.

Adverbs of time (future)	Translation
<i>nanti</i>	later
<i>besok</i>	tomorrow
<i>besok lusa</i>	the day after tomorrow
<i>minggu depan</i>	next week
<i>bulan depan</i>	next month
<i>tahun depan</i>	next year

The adverb of time can be placed either in the beginning of sentences or in the end.

Example:

Mereka akan pergi berlibur ke Bali minggu depan.

Minggu depan mereka akan pergi berlibur ke Bali.

Exercise 1 (Pair Work)

Create sentences for each adverb of time (past) in the space provided and compare them with your partner

<i>kemarin</i>
<i>kemarin lusa</i>
<i>dua hari yang lalu</i>
<i>minggu lalu</i>
<i>bulan lalu</i>
<i>tahun lalu</i>
<i>tiga tahun yang lalu</i>
<i>dulu</i>

Exercise 2 (Pair Work)

Create sentences for each adverb of time (future) in the space provided and compare them with your partner

<i>nanti</i>
<i>besok</i>
<i>besok lusa</i>
<i>minggu depan</i>
<i>bulan depan</i>
<i>tahun depan</i>

Exercise 3 (Pair Work)

Create a short paragraph describing your last holiday. Exchange your story with your partner for him/her to read.

Nouns

arti	meaning
asyik	exciting
batin	inner/within
besok lusa	day after tomorrow
Budha	Buddha
Cina	Chinese
hadiah	present/gift
hiasan	decoration
Hindu	Hindu
intisari	core/essence
introspeksi	introspection
Isa Almasih	Jesus
Islam	Islam
Katolik	Catholic
keberadaan	existence
kemarin lusa	day before yesterday
keranjang	basket
Kristen	Christian
pantangan	prohibition
pemandangan	scenery
pikiran	thought
piknik	picnic
pita	ribbon
salam	greeting
umat	members (religious community)

Verbs

judi	to gamble
maaf	to apologize
mengatupkan (root: katup)	to close (two sides)
menuju	to head
menyalakan	to lit
merayakan	to celebrate
meyatukan	to unite
mundur	to move backwards
sambut	to welcome
susun	to arrange
ucap	to express

Adjectives

asyik	exciting
mati/wafat	dead
raya	great
sejahtera	prosperous
senyap/sunyi	quiet
suci	sacred
wajib	obligatory

Others

menurut	according to/based on
segenap	entire
seharusnya	should
semoga	hopefully
sengaja	intentional/deliberate

Indonesian Independence Day

Every August 17, Indonesians celebrate their independence. There are many activities held to commemorate this day. Formal ceremonies are carried out in government offices, schools, and public places. Flags are raised during the ceremonies. The main ceremony is held in Istana Negara, hosted by the President of Indonesia.

Independence Day is famous and celebrated with many traditional games such as: Makan Krupuk (eating crackers hung on a string) and Panjat Pinang (A slippery wooden pillar with various prizes on the top of it. The contestants must work in a group to earn the prizes), Sepak Bola Sarung (a soccer game but the players must wear a sarong), Perang Bantal (pillow fight while sitting on bamboo above the river), Tarik Tambang (tug and war competition) and lomba perahu panjang (long boat competition), etc.



Perang Bantal



Tarik Tambang



Panjat Pinang



Lomba Perahu Panjang

Activity 1 (Pair Work)

Take turns asking and answering questions about Indonesian holidays. Use the table of Indonesian holidays in the Introduction section, exercise 2.

Activity 2 (Group Work)

Form groups of four. Each group will discuss the holidays that America does not have (compared to Indonesia). Describe those holidays and share your description with the rest of the class.

Activity 3 (Pair Work)

Read the passage below and answer the questions. Then compare the answers with your partner.

Hari Raya Idul Fitri untuk umat Islam juga disebut dengan Hari Lebaran. Disamping orang saling meminta dan memberi maaf, mengunjungi keluarga, dan pergi ke makam, ada tradisi lain yang dilakukan yaitu, saling memberi paket Lebaran. Ada macam-macam paket Lebaran, yaitu: paket makanan, paket kosmetik, paket alat makan, paket pakaian, paket elektronik, dan lain sebagainya. Paket Lebaran ini biasanya disusun dengan rapi dan cantik disebuah keranjang, kemudian dihiasi dengan pita warna-warni. Paket-paket ini biasanya dikirim 5 hari sebelum Lebaran tiba, biasanya disertai kartu ucapan “Selamat Hari Raya Idul Fitri, Mohon Maaf Lahir dan Batin.” Akhir-akhir ini, paket Lebaran menjadi bisnis yang sangat menguntungkan.

Questions:

1. Apa nama lain untuk hari Lebaran?

2. Tradisi apa saja yang dilakukan di hari Lebaran?

3. Paket apa saja yang diberikan di hari Lebaran?

4. Kapan paket-paket itu dikirim?

5. Apa ucapan yang terdapat dalam paket?

Activity 4 (Pair Work)

Discuss with your partner why Lebaran Day is the biggest holiday in Indonesia. Write down the results of the discussion, and then compare them with other pairs.

Activity 5 (Group Work)

Form groups of four. Each group member will discuss his/her next vacation. If the place mentioned is a place you have visited, give him/her advice. If it is one that you haven't been to, ask him/her questions about that place such as: what it is like, the location, how to get there, etc.



Activity 6 (Group Work)

Form groups of four. Each group will discuss his/her past holidays. This time, you will focus on bad things that happened during your last vacation. If you didn't experience any, make some up.

Activity 7 (Pair Work)

Pretend that you are going to have a vacation in Hawaii. Ask your partner who has been there, about outdoor and indoor activities that you can do in Hawaii. Once you are done with this activity, switch roles. Now your partner plans on going to Paris. He/she will ask you questions about outdoor and indoor activities that he/she can do while he/she is in Paris.

Activity 8 (Pair Work)

Discuss with your partner other leisure activities besides the ones that have been mentioned in the Introduction section, Exercise 8. Make a list of them.

Activity 1 (Pair Work)

Read the following passage, and then answer the questions. After you are done answering the questions, compare them with your partner. Discuss the answer with him/her.

Tahun Baru Cina dirayakan pada hari diantara 17 Januari dan 19 Februari pada saat bulan baru yang disebut Yuan Tan. Tahun Baru Cina ini dirayakan oleh seluruh orang Cina yang ada didunia. Festifal cahaya biasanya mewarnai perayaan Tahun Baru Cina ini. Orang Cina percaya bahwa pada Tahun Baru Cina banyak iblis yang datang, oleh karena itu mereka menyalakan mercon untuk menakuti para iblis itu.

Pada masa Orde Lama dan Orde Baru, orang Cina di Indonesia tidak boleh merayakan Tahun Baru Cina. Setelah Presiden Abdul Rahman Wahid menghapus Instruksi Presiden No. 14 Tahun 1967 dengan Keputusan Presiden No. 6 Tahun 2000, orang Cina di Indonesia kembali merayakan Tahun Baru Cina dengan bebas. Mereka bisa merayakannya dengan tarian Barongsai dan lain sebagainya. Kalau dulu sesuatu yang berkaitan dengan Tionghoa/Cina tabu, sekarang menjadi primadona. Dulu, produk Cina dilarang untuk masuk Indonesia, sekarang ini ternyata menjadi pilihan masyarakat. Sebab, selain harganya lebih murah mutunya tidak terlalu buruk.

Jika 10 tahun lalu pasar sepeda motor di Indonesia dikuasai produk Jepang dengan presentase sekitar 99 persen, sekarang ini di jalan raya mulai terlihat produk Cina seperti: Jialing, Qingqi, Jincheng, dan merek-merek lainnya. Sedikit demi sedikit, sepeda motor produk Cina ini berhasil merebut pasar di negeri ini.

Questions:

1. What can you conclude from paragraph 1?

2. Why did the Indonesian government ban the Chinese from Celebrating Chinese New Year?

3. What is the impact of the President's decision to eliminate the regulation for banning the Chinese in celebrating any Chinese traditions?

4. Explain in your own words about the economic impacts.

Activity 2 (Group Work)

The following email is sent to the e-government website of *Kabupaten Jembrana*. Working in groups, get the general idea of the email. Then, use the e-mail as a model and write a letter to be presented to the rest of the class.

Om Swastyastu, "Selamat Hari Raya Galungan dan Kuningan serta Selamat Hari Raya Nyepi buat warga Kabupaten Jembrana serta buat Bapak Bupati beserta stafnya. Selamat bekerja membangun Kab. Jembrana dan senantiasa melahirkan program-program baru untuk kemajuan Kabupaten Jembrana. Salam buat Bapak Ketut Sukabuana, SH dan keluarga (Ka. Biro Kepegawaian Kab. Jembrana). Selamat bekerja dan berhari raya. Om, Shanti, Shanti, Om.

Activity 3 (Group Work)

Divide the class into four groups. Each group will discuss different holidays in Indonesia. Create a short report about your discussion, and then present it in front of the class. Be prepared to answer the questions from other groups.

Group One: Tahun Baru
Group Two: Kematian Isa Almasih
Group Three: Kemerdekaan Indonesia
Group Four: Hari Natal

Activity 4 (Group Work)

Divide the class into four groups. Each group will discuss the difference between expressing wishes and responses for holidays in America and in Indonesia. Take notes of your discussion. Change group members, so everybody is in a different group. Read your notes and receive feedback from your new group. Add new information to your notes.



Activity 5 (Pair Work)

You and your partner are going to go somewhere. Decide where you want to go. Then create a list of items that you need to bring for your trip. You also have to create a list of activities that you are going to do during your vacation. Mention whether your activities are indoor or outdoor.

Activity 6 (Pair Work)

A. Add two or more questions to the list of questions below and interview your partner about his/her last favorite vacation.

1. Apakah kamu pernah berlibur?
2. Kapan kamu terakhir berlibur?
3. Kemana kamu pergi?
4. _____
5. _____
6. _____

B. Based on your interview, tell the class about your partner's last vacation.

Activity 7 (Group Work)

Form groups of four. Each group member will tell about his/her last vacation without mentioning where it was. Other members must write down their guess on a piece of paper. The next member will tell his/her vacation and the rests will write down their guess again. After all the members have told about their vacation, the members tell their guesses about the locations of the vacations based on their notes.

Activity 8 (Pair Work)

Write down three indoor and outdoor activities that you like and dislike (three activities for each category: like and dislike). Discuss with your partner your reasons. Your partner will do the same.

Activities	Like	Dislike
Dalam Ruangan	1. 2. 3.	1. 2. 3.
Luar Ruangan	1. 2. 3.	1. 2. 3.

Activity 9 (Pair Work)

Discuss with your partner what activities you can do when it is raining hard outside. Take notes of the activities you discuss.



Activity 1



(Track 29) Listen to the audio recording, and then answer the questions.

Questions:

1. Siapa nama Kapolda Metro Jaya?

2. Di mana saja perayaan tahun baru dirayakan di Jakarta?

3. Di mana saja kegiatan keagamaan dilakukan?










4. Berapa peserta yang mengikuti kegiatan keagamaan?

5. Berapa peserta yang mengikuti kegiatan hiburan?

Activity 2

Look at the pictures in the table, and then name each activity with a particular holiday.

Activity 2 (Continued)

		
<p>1.</p>	<p>2.</p>	<p>3.</p>
		
<p>4.</p>	<p>5.</p>	<p>6.</p>
		
<p>7.</p>	<p>8.</p>	<p>9.</p>

Activity 3

Write a short story about your last holiday. Give details such as: Where did you go? Who did you go with? How did you get there? How long were you there? What did you do while you were there? Etc.

Activity 4

Prepare your next trip for the upcoming holiday. You need to prepare a short presentation about it and give your classmates details about the itinerary for each day.

For example:

Day 1: You are going hiking, lunch at Restaurant A, going to a movie, etc.

Make the plans as real as possible. Support your presentation with pictures of the locations that you are going to visit.