# IKPOSSO
# OPL
# WORKBOOK
# (Oral Proficiency Learning)

Hosted for free on livelingua.com

# Acknowledgement

Peace Corps Togo is very pleased to present the first ever Ikposso local language manual to Peace Corps Togo Trainees and Volunteers. This manual has become a reality due to the meticulous work of many people.

The training team expresses its deepest gratitude to the Peace Togo Country Director Rebekah Brown Lee. Her support is tremendous.

The team is grateful to Peace Corps Togo Admin Officer, Kim A. Sanoussy and all the Administrative Staff for their logistical support and for having made funds available for this material development.

A genuine appreciation to the language Testing Specialist Mildred Rivera-Martinez, the Training Specialist Rasa Edwards, to Stacy Cummings Technical Training Specialist, and all the Training Staff from the Center for their advice and assistance.

A sincere gratitude to Peace Corps Togo Training Manager Blandine Samani-Zozo for her guidance and lively participation in the manual development.

A word of recognition to all Peace Corps Volunteers who worked assiduously with the training team by offering their input.

Congratulations to Trainers Rolande A. Assemua, Aïzotou Ouro-Sama and the Training Secretary Jean B. Kpadenou who have worked diligently and conscientiously to develop this manual.



Hosted for free on livelingua.com

# To the learner

Congratulations to all of you Peace Corps Trainees and Volunteers for your acceptance to learn a new language. Of course learning a new language is not easy, but with dedication you will make it and achieve your goals.

This manual is competency based and contains useful expressions related to all training components such as technique, health, safety and security. This will build up your ability to communicate in local language and will bring you closer to the community with which you will work.

This capacity will also enable you to know your community better. You will participate effectively and with increased personal satisfaction in the type of cultural and technical exchange that Peace Corps has been advocating for since its creation.

Some suggestions for succeeding in this learning process is being receptive and taking risks. Use the new language, analyze it and be methodic. Search for new words with friends, host families, and counterparts.

The training staff invites you to share your comments in the event that it becomes necessary to revise the material. Any kind of feedback would be most welcomed.
Send it to:

Peace Corps Togo Training Manager
PO Box: 3194
Lomé, Togo

Have fun and enjoy using this manual



Hosted for free on livelingua.com

# Table of Contents

**Page**

**Acknowledgement** ..... i

**To the learner** ..... ii

**IKPOSSO ALPHABET** ..... 1

**Lesson 1 Greetings** ..... 3

**Lesson 2 Introduce oneself and someone else** ..... 11

**Lesson 3 Introduce one's family** ..... 18

**Lesson 4 Buying essential items** ..... 25

**Lesson 5 Talk about food habits of the host country** ..... 36

**Lesson 6 Invite someone, accept or decline an invitation** ..... 44

**Lesson 7 Talk about daily activities** ..... 49

**Lesson 8 Ask for and give direction and time** ..... 56

**Lesson 9 Talk about transportation** ..... 63

**Lesson 10 Talk about one's state of health** ..... 70

**Lesson 11 Express one's sympathy in a happy or sad event** ..... 76

**Lesson 12 Ask for help in an emergency case** ..... 81

**Lesson 13 Talk about her/his work** ..... 87

**Useful expressions** ..... 93

**English to Ikposso Glossary** ..... 96



Hosted for free on livelingua.com

# IKPOSSO ALPHABET

A B Đ E Ɛ F G Ɣ H X I K L
a b ɖ e ɛ f g ɣ h x i k l

M N Ŋ O Ɔ P S T U V W
m n ŋ o ɔ p s t u v w

Y Z
Y z

**The alphabet has seven vowels:**

A E Ɛ I O Ɔ U

**Summary of Ikposso alphabet**

| **Letter** | **Pronunciation (similar sound in English)** | **Ikposso Example** | **English Translation** |
|---|---|---|---|
| a | father | àlɔ | hair |
| b | **b**oy | bá | to come |
| ɖ | Pronounced like the approximate sound “th” in the English word leather | aɖí | rain |
| e | m**a**te | emú | eye |
| ɛ | r**e**d, b**e**t | ɛmɛkú | stomach |
| f | **f**ish | fú | to like/love |
| g | **g**o | ágá | poverty |
| gb | say "egg-beater" fast ; drop the "-ter" then the first "e" | gbɔ | to dig |
| i | f**ee**t | íví | water |
| k | **k**itten | ká | to give |
| kp | say pick-pocket fast; drop the "-ket" then the "pi" | kpé | to take a walk |
| l | **l**ady | lɔ | black |
| m | **m**an | mu | to see |
| n | **n**et | únɔ | song |
| ŋ | Is a nasal sound like in the English word “si**ng**” | ŋlo | to write |



Hosted for free on livelingua.com

| Letter | Pronunciation (similar sound in English) | Ikposso Example | English Translation |
|---|---|---|---|
| o | n**o** | idzo | ten |
| ɔ | Pronounced like in the English word “ball” | ɔbɛ | river |
| p | **P**ick | péya | avocado (fruit) |
| s | **S**it | ɔsí | woman |
| t | **T**ip | utú | ear |
| u | L**oo**p | ukú | rope |
| ts | Regional variation either pronounced “ts” or “ch” | ɛtsɛ | tomorrow |
| w | **W**ish | uwɔ | arm |
| y | **Y**ou | yɔ | to take |
| dz | Pronounced like “J” in the english word “jogging” | ídzú | debt |
| kl | | aklaté | babana |
| gl | Pronounced like “G” in the english word “glory” | ɛglatí | chin |
| ɣl | Pretend you are gargling and add a vowel at the end of the syllable. | ɔɣlɔ | chiken |
| vl | Pronounce “v” and “l” together | vlɛ | to sleep |



Hosted for free on livelingua.com

# Lesson 1

# Greetings

**Objectives*:***

After studying this lesson on "greetings", trainees will be able to:

1) Use the specific vocabulary related to greetings to greet people at the different times of the day
2) Use the appropriate verbs for greetings in the present tense
3) Discuss at least 3 cultural notes related to greetings
4) Communicate to build social relationship and friendship in Akposso communities in order to support their personal safety and security.
5) Practice greeting in the community while respecting the culture of the Akposso community.



Hosted for free on livelingua.com

**Dailogue**

***Greeting***

Abuɛnɔ: Ívúà, fofo

Kossi: Ivúà, dada. Aɖiɛ

Abuɛnɔ: Aɖiɛ. Avlɛɛ ?

Kossi: Ɛɛ, navlɛ. Evidzewani avlɛ?

Abuɛnɔ: Ɛɛ, na vlɛ. – Wuekualɛ o.

Kossi: Yoo, wuekualɛ

**Dialogue in English**

Abuɛnɔ: Good morning, young man
Kossi: Good morning, young lady.
Abuɛnɔ: How are you?
Kossi: Yes I'm fine. How are the kids?
Abuɛnɔ: They are fine. See you soon
Kossi: Ok, see you soon

**Cultural notes**

- ***Greeting is a moral and social obligation that should not be neglected. It's a sign of respect.***
- ***You greet people first before you talk about anything else.***
- ***For an elder, a Chief or a notable… you bend down or genuflect while greeting.***
- ***You don't snap fingers with elders and women.***
- ***You initiate greeting with elders but not hand shaking.***
- ***Greeting is not only to ask about people's health but also to show interest in a person or to engage in conversation.***
- ***Greeting eases your integration and acceptance in the community. Therefore people are ready to help you whenever you have a problem or a safety and security issue.***

Proverb: "ɔlu fila fɔna tɔ fusu alu su" (the stranger or a new comer to an area has the obligation to go visit people and greet them)



Hosted for free on livelingua.com

**Words and Useful expressions**

Different greetings

- Ívúà (06H00 – 12H00) — Good morning
- Ízúà (12H00 – 23H00) — Good day/Good afternoon/Good evening

Periods of the day

- Ídíkádí — the morning
- Ɔvɛ — the noon
- Ídíséná — the evening
- Íɣlì — the night

Titles

- ɔsíétsu — young lady/ Miss
- Ínédza ví — elder sister
- ína — mother
- Ɔléví — young man
- ílá — father
- ɔlúka — Mister
- áwuná — Madam
- Alévlé — grandfather**,** chief of a village
- ínévlé — grandmother
- Ɔsiví — old woman
- Noun + ka — big …
- Noun + viu — young …
- Noun + tinyɔ — small

Some verbs

- Vlɛ — To sleep
- Du ɔlu aɣla — To shake hand
- mú nu ɔlu — To greet
- na — answer (accept)



Hosted for free on livelingua.com

Expressions

- ɖunu lɛ? — How is the family/what about the family?
- ɖunu — house
- ɖunuɔla — house owner
- évídzéwani avlɛ? — How are the kids?
- Ɛɛ, na vlɛ — yes, I am fine
- Á vlɛ — are you fine?
- Á baa? — Do you arrive?
- Ɛfɛ alùwani múa? — The people of where you come from?
- kɛ vlɛ ɖɛ — sleep well
- Ɛ zaa? — How are you?
- Ɛtsɛ oo — see you tomorrow
- Ɛwuíɛ kɔ buɛ o — have a nice day
- Kua mualɛ — good night
- wani — marks the plural form
- Mua? — interrogative term
- ɔlunaɛ mua? — What about the office/job?
- ɔka sɛ — It's going well
- yɛ mua ? — And you?
- Aka dza — when you saw a person the day before.
- Emié o — when you meet a person you already greet during the day, the day literally means the work of today
- Aka dzaa — when you saw the person three days ago
  When you saw the person more than three days ago
- aníse o/nabɔɛ — welcome
- Ɛ ɖu ɛfɛ? — Are you there?
- suku — school

**Grammar notes**

**i. The subjet pronouns**

There are six subject pronouns in Ikposso.

| | |
|---|---|
| * na | I |
| * ɛ | You |
| * á | He, she, it |
| * wú (ú) | We |
| * mí (í) | You |
| * à (ata) | They |



Hosted for free on livelingua.com

* **N.B.**: These pronouns are influenced by the vowel that follows the verb.

a) When the vowel is in "u" the pronouns become:

* né
* è
* é
* wue
* mié
* à

b) When the vowel is in "a" or " ɛ " the pronouns become:

* ní
* ɛ
* ɔ
* wua
* mia
* à

In the negative form, the pronouns are:

* ní
* ɛ
* ɔ
* wu
* mi
* á

The verb doesn't change its form when it's conjugated.

Example:

na vlɛ
ɛ vlɛ
á vlɛ
wua vlɛ
mia vlɛ
à vlɛ

The use of "mua"

"mua" is an interrogative particle that added to a noun means "What about/And...?, Where is ...".



Hosted for free on livelingua.com

Example:

| | |
|---|---|
| "Evidzewani mua?" | What about the children? |
| "Abuɛnɔ mua?" | Where is Abuɛnɔ? |
| "Únéɛ mua?" | Where is the road? |

### ii. Yes or no questions

To indicate a yes or no question, double the final vowel of the verb to have it longer.

- ɛ vlɛɛ? — Are you fine?
- ɛ zaa? — How are you?

Except when the question dosen't end with a verb.
Example: Evidzewami mua? — And the kids are they fine?

**Exercises**

**1)** Build a dialogue with the words below and practice it with a classmate.

Ívúà, ɛ vlɛɛ?, evidzewani mua?
Wuekua lɛ, yɛ mua?, ɛɛ na vlɛ

**2)** Use the subject pronouns) to make sentences with the following verbs:

a) mu _____

b) vlɛ _____

c) nɔlú _____

d) yɛ ku _____

**3)** Add "mua" or "ɛ, a, u" to the sentences below to ask questions:

Example: ɛza ..... ɛ zaa?

a) ɛ vlɛ _____

b) Evidzewami _____

c) Á mu _____



Hosted for free on livelingua.com

d) uɖunu alu wani _____

e) à ba _____

f) ɔlunaɛ ata_____

**4**) Rearrange the following words into sentences

a) alu /mu nu/ ɛ _____

b) kɔbuɛ /avlɛ / Adzo _____

c) vlɛ / ɛ / kɔbuɛ? _____

d) mua / uɖunualuwani? _____

e) mú nu/ ɛ / Ismaël ? _____

f) ú / kɔbuɛ /vlɛ _____

g) vlɛ / í / kɔbuɛ _____

**5**) Answer the following questions.

a) Evídzéwani avlɛ? _____

b) Esi mua? _____

c) Mi ɖu ɛfɛ ? _____

d) Adzo nu Afi avlɛ kɔbuɛ? _____

e) Ɔlunali aluwani avlɛ? _____

**6**) Translate the following sentences into Ikposso.

a) See you tomorrow. _____

b) Did you sleep well? _____

c) Have a good day! _____



Hosted for free on livelingua.com

d) I'm fine and you, how are you? _____

e) Welcome _____

f) How is the family (or people of your house)?

_____

g) See you _____

h) Good night _____

i) Yes, the kids are doing well _____

j) The people in the house are fine _____

**Role play**

1) In the morning, you meet a woman near your house, greet her and say good bye.

2) At noon, after class, you meet the Chief of your village, greet him appropriately and then leave.

3) While going for a walk in the evening you see a young person, greet him/her and wish him/her a good night.

**Situation:**

1) Your host brother comes back home from school in the evening. Greet him and ask him about his school.

2) Imagine a dialogue between you and your host mother as you are leaving the house for your job in the morning. (Greeting, wishes for the day, expressions to take leave).

**TDA**

Go to one of the trainers or a host family member, greet him/her and answer the greeting. Write down all new vocabulary you heard for next class.



Hosted for free on livelingua.com

# Lesson 2

# Introduce oneself and someone else

**Objectives:**

After studying the lesson on introductions, trainees will be able to:

1) Use the correct vocabulary related to introducing oneself and someone else
2) Ask at least 5 questions to know someone's identity
3) Use specific verbs related to introduction in the present tense
4) Discuss 2 cultural notes related to introduction
5) Introduce themselves to a member of the host family and collect information about him/her.



Hosted for free on livelingua.com

**Dialogue**

***Rachel a Peace Corps Volunteer introduces herself and her friend Shana to a counterpart***

Rachel: Awuna, ízua
Yawa: ɔsietsu, ízua. Na ɖuɛ ɛɣa, àzɔ yɛ nu mɛ?
Rachel: À zɔ nɔ nu Rachel.
Yawa: À tu na ?
Rachel: Na tu Washington, nu Amerika.
Yawa: ɛ ka na mɛ?
Rachel: Na lɛ ɛmɛbuɛlunani nu Peace Corps.
Tu ɔsietsué lɛ aniyalɛ. À zɔ yí nu Shana, á tú Montana nu Amerika.
Shana lɛ ɛmɛbuɛlunani ɔfi nu Hiheatro.
Yawa: Abuɛ, amiese oo.
Rachel: Yoo, wuekualɛ oo.

**Dialogue in English**

Rachel: Good evening, Madam.
Yawa: Good evening, young lady. Please what's your name?
Rachel: My name is Rachel.
Yawa: Where do you come from?
Rachel: I come from Washington in the States.
Yawa: What's your profession?
Rachel: I'm a Volunteer in Peace Corps. This young lady is my friend, her name is Shana, she comes from Montana in America, she is a new Volunteer in Hiheatro.
Yawa: Well, welcome
Rachel: Ok, see you later.

## Cultural notes:

- ***In general, presentation is not automatic to know someone's name you have to ask for it.***
- ***The first name, when it's not a christian name corresponds to the day of the week on which you are born (see table below)***
- ***A way to show respect is to avoid calling people directly by their name but you precede the name by words like "ɔsietsu" "ɔlevi", Fo or Da***
  ***For Example Fo Ismaël, Da Rolande***
  ***You also use "álévlé", or "ɔluka"for old men.***



Hosted for free on livelingua.com

**Days of the week**

| Days |
|---|
| Ɛɣlá |
| Ɛva |
| ɨmlé |
| Ɛkpɛ |
| Ɛwlé |

**N.B.: A week counts five (5) days in Ikposso language. Ɛva** is considered as Akposso's sabbat day on which there is no activity but great decision are made and sacrifices to gods are done on this day because it is a blessed day.

**Vocabulary**

- ɔwɔ — name
- ɛmɛbuɛlunani — Volunteer
- áɣa — where
- sukuvi — pupil, student
- usi vlini — farmer
- ɛsɛ wani/tsitsa — teacher
- ɛku yini — seller/trader
- dɔkita — doctor/nurse
- owu kuni — driver
- kapíta — carpenter
- yovo lunani — clerk
- ɔluna kplani — apprentice
- ɛku wlɛni/tela — tailor
- ɔluka — director
- awuna/ɔluka — mister/madam/head
- íyalɛ — male/female friend
- ɔsi nu ɔnyi — married
- awumé — girl/boy friend
- ɔwíní — old
- alí — Town/country/village
- ɔfi — new

ni: added to the end of a country, a town or a place name to mean:
Who comes from…



Hosted for free on livelingua.com

Nationality/origin

| | |
|---|---|
| ➢ Togo – ni | Togolese |
| ➢ Ameríka – ni | American |
| ➢ Benɛ – ni | Beninese |
| ➢ Afíríka – ni | African |
| ➢ Kpalime – ni | Who is from Kpalime |
| ➢ Kalìfɔnia – ni | Who is from California |

Expressions

| | |
|---|---|
| ➢ À zɔ nɔ nu... | My name is… |
| ➢ À zɔ yɛ nu mɛ? | What's your name? |
| ➢ àɣa ni la yɛ? | What's your nationality? |
| ➢ Ɛ ɖu na?/ Ɛ ɖu àɣa? | Where are you/where do you live? |
| ➢ Ɛ ka na mɛ? | What's your profession? |
| ➢ Ɛ tu awu ali? | From which town/village/country do you come? |

Some verbs

| | |
|---|---|
| ➢ Tu | to come from |
| ➢ lɛ | to be + (nationality, profession) |
| ➢ ɖu | to be (location) |

**Exercises**

**1)** Answer a question or ask a question

a) À zɔ yɛ nu mɛ ? _____

b) Na tu Kalìfɔnia nu Amerika. _____

c) Ni lɛ dɔkita nu Imusa. _____

**2)** You are on the way to your friend's house and you met a young person who greets you. Answer the greeting and ask questions to know him/her bett



Hosted for free on livelingua.com

## Grammar notes

The use of the verb **lɛ** and **ɖu** = to be

i. lɛ = to be

For example:

| | |
|---|---|
| Na lɛ Ameríkani | I'm American |
| Joe lɛ ɛmɛbuɛlunani | Joe is a Volunteer |

ii. **ɖu** = to be or to live

For example:

| | |
|---|---|
| Wu ɖu Tsevie lavla | we are in Tsevie now. |

## Exercises

**1)** Translate the following sentences into Ikposso.

a) I'am in Tabligbo _____

b) Esi is a pupil _____

c) Ɛɖi is a Peace Corps Volunteer in Agadji. _____

_____

d) Adzo is an apprentice _____

_____

e) Blandine is Training Manager at Peace Corps _____

_____

f) George is an American but he is in Togo now _____

_____

g) Trainees are in Gbatopé now _____

_____



Hosted for free on livelingua.com

Ask or answer questions from the statements below

a) À zɔ nɔ nu Amévi _____

b) Na lɛ ɛku yi ni_____

c) Ɛtu na ? _____

d) Ɛɣa na ? _____

e) Tu ɔsietsuɛ atu na? _____

f) Aku afii? ɛɛ, _____

g) Steve lɛ ɛmɛbuɛlunani _____

**2) Text**:

À zɔ nɔ nu Nancy-ku na tu Kalifɔnia – Bua ni ɖu Togo lavla. Nalɛ sukuvi nu Sodo. Tu ɔsietsué alɛ aniyalɛ. À zɔ yi nu ɛkuɛnafu. Á tú Agadzi nu Togo. Á lɛ ɛku wlɛni nu Ezime.

Text**:**

My name is Nancy and I come from California in the States, but now I'm in Togo. I'm a trainee in Sodo. This lady is my friend. Her name is ɛkuɛnafu. She comes from Agadzi in Togo. She is a seamtress in Ezime.

<u>Questions</u>

- Nancy ɖu na lavla?
  _____
- aɣa lu lanu Nancy ? _____
- Nancy ka na mɛ? _____
- aɣa lu lanu ɛkuɛnafu ? _____
- ɛkuɛnafu lɛ ɛkuwlɛ nii ?
  _____



Hosted for free on livelingua.com

**TDA**

In your neigborhood, meet two people; greet them, introduce yourself to them and ask questions to know them better (name-origin-profession-where they live). Write down the information for next class.



Hosted for free on livelingua.com

# Lesson 3

# Introduce one's family



**Objectives**:

After studying the lesson on "Introduce one's family'', trainees will be able to:

1) Use the adequate vocabulary related to family relationships and the numbers from 1 to 20 to introduce their family
2) Use at least 4 possessive adjectives and their negative structure to introduce their family members
3) Discuss 3 cultural notes related to the family
4) Talk about their own family to a member of the community.



Hosted for free on livelingua.com

**Ama ayu pomé** **Ama's family**

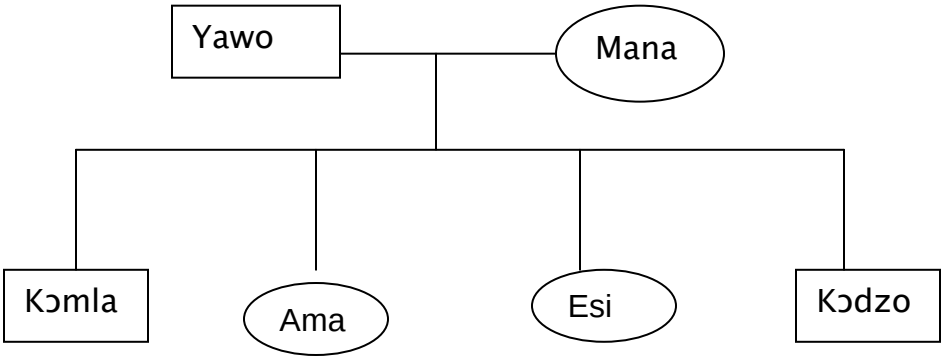


**Text:**

À zɔ nɔ nu Ama, alu ɛwlu la ɖu nu anu Pomée: anuna, anula, ivla ɛfua nu inédza éɖigbo.
À zɔ anula nu Yawo, á lɛ ɛsɛ wani nu Agou, á lɛ Ɛmla ni. À zɔ anuna nu Mana. Á lɛ ɛku yini À tú Keta nu Ghana. À zɔ anuvlani nu Kɔmla nu Kɔdzo. . À ɖu Lome. À zɔ anunédza nu Esi. Á lɛ dɔkita nu Tsevié. Na fu anu pomée kɔbu.

**Text:**

My name is Ama; there are six persons in my family: my father, my mother, my two brothers and my sister.
My father's name is Yawo, he is a teacher in Agou, and he comes from ɛmla.
My mother's name is Mana. She is a trader; she comes from Keta in Ghana.
My brothers' names are Kɔmla and Kɔdzo. They are in Lome. My sister's name is Esi; she is a nurse in Tsevie. I like my family so much.

**Cultural notes**

- ***Polygamy is a reality in Togolese community***
- ***Cousins and sisters are considered just like sisters and brothers***
- ***Family links and community solidarity are strong***
- ***Thus acceptance in your family or in your community is very important***

**Proverb***: "ulué lɛ"* (Nothing can break family links)



Hosted for free on livelingua.com

**Vocabulary**

Members of the family

| | |
|---|---|
| pomé | Family |
| íla nu ína | Parent |
| íla | Father |
| ína | Mother |
| ílɛ/ídza | Son/daughter |
| ívla nínedza | siblings |
| ívla | Brother |
| ínedza | Sister |
| ívla vi | Elder brother |
| inedza vi | Elder sister |
| ɔnyi | Husband |
| ɔsi | Wife |
| ɔsi nu ɔnyi | Married |
| ina vi | Maternal aunt (elder) |
| ina tɔ/ tɔtɔ | Maternal aunt (younger) |
| inyele/nyenye | Maternal uncle |
| ila vi/avi | Parternal uncle (elder) |
| ila vlatsɔ/avlaa | Parternal uncle (younger) |
| ílé vlétsí/tsitsi | Parternal aunt |
| Tu úvié | This man |
| Tu ɔsiɛ | This woman |
| évidzé | Child (in general) |
| alévlé | Old man |
| ɔsivi | Old woman |
| ínévlé | Grandmother |
| ilivi | Nephew/niece |
| ídzovi | Grandson/granddaughter |

Expressions

| | |
|---|---|
| À zɔ anula nu… | My father's name is …. |
| À zɔ ana nu mɛ? | What's your mother's name? |
| Anula nu anuna ɖu Amerika | My parents are in the States |
| Na yɔ ɔsi | I have a spouse |
| À zɔ nɔ nu... | My name is… |
| Ívla éɖigbo nu ínédza ɛfua ɖu kana | I have a brother and two sisters |



Hosted for free on livelingua.com

- Ívla nu ínédza ɛya la ɖu kɛ ? — How many sisters and brothers do you have?
- Ánà káná mɛ? — What's your mother's profession?
- Anuna lɛ ɛku yíní — My mother is a trader
- Anula atu Kutukpa — My father comes from Kutukpa
- émié — Today
- ílu — Year

Some verbs

- ɖu ka na/ɖu ka ɔlu — To have
- ɖu pomé nu ... — To be related to …
  For example: Na ɖu pomé nu Esi — I'm related to Esi
- yɔ ɔsi — A man gets married to a woman
- fí — A woman gets married to a man
- fú ɔlu — To love someone
- ma — To give birth (to have a child)
- lé ufi — When the woman decides to divorce
- lé ɔsi — When the man decides to divorce

Numbers

| | | | | | |
|---|---|---|---|---|---|
| 1. | → | ɛɖi / eɖigbó | 11. | → | Ídzo nɛɖí |
| 2. | → | Ɛfua | 12. | → | Ídzo nɛfua |
| 3. | → | Ɛlá | 13. | → | Ídzo nɛla |
| 4. | → | Ɛná | 14. | → | Ídzo nɛna |
| 5. | → | Ɛtú | 15. | → | Ídzo nɛtu |
| 6. | → | Ɛɣlú | 16. | → | Ídzo nɛɣlu |
| 7. | → | Ɛɣluɖí | 17. | → | Ídzo nɛɣlu ɖí |
| 8. | → | Ɛlɛ | 18. | → | Ídzo nɛlɛ |
| 9. | → | Ɛlɛɖí | 19. | → | Ídzo nɛlɛ ɖí |
| 10. | → | ídzo | 20. | → | Ílié fua |

**Exercises**

**1)** Give five words you associate with the word family and make a sentence with each of the words.
Example: ílá----→ À zɔ anu lá nu Frank



Hosted for free on livelingua.com

**2)** Complete this identity card

| | | |
|---|---|---|
| Name | | |
| Profession | | |
| Origin | | |
| Family | Father: | Name:<br>Place of residence:<br>Profession: |
| | Mother: | Name:<br>Place of residence:<br>Profession: |
| | Brothers and sisters | Name:<br>Place of residence:<br>Profession: |

**Grammar notes**

The possessive adjective:

| Ikposso | English | Example | |
|---|---|---|---|
| ------anu | my | anu lá | My father |
| ------ánu | your | ána | Your mother |
| -----ayí | his/her/its | ayuvi<br>ayɔwɔ | his son<br>her name |
| ------awu | our | awunyélé | our maternal uncle |
| -------ami | your | Amisí<br>Aminyi | your wife<br>your husband |
| -------atami | their | Atamilévlétsí | Their paternal aunt |

**i.** The plural in Ikposso is made by adding " wani'' to the end of a word

Example:

| | |
|---|---|
| ɛsɛ waluni wani | teachers |
| ívla nu ínedza wani | sisters/brothers |
| evidze wani | children |

**ii.** The negative form

| | |
|---|---|
| Ívla nà ɖu ka na | I don't have a brother |

**N.B.**: In the negative form, "na" the first personal pronoun becomes "ni"



Hosted for free on livelingua.com

When the verb contains the vowel "e", the negative form becomes "nè".

| |
|---|
| The negative structure is: subject + nà + verbal form + compl |

| | |
|---|---|
| Uví nà ɖù fá | he/she doesn't have a child |
| Ínatɔ nà ɖu kawu | we don't have a younger maternal aunt |
| Ílavlavi nà ɖu kawu | we don't have an elder paternal uncle |
| Ílévlétsì nà ɖu kama | they don't have a paternal aunt |
| Ni na sɛ un nyenye | I don't have a maternal uncle |

**Exercises**

**1)** Use the correct possessive adjective that corresponds to the English word in parenthesis:

Example: uvi (my) anu vi

a) íla (his) _____

b) ínylé (our)_____

c) ɔwɔ (your, singular)_____

d) úɖunù (his) _____

e) ína (your, singular) _____

f) ílé vlétsí (their) _____

g) ívla (your, plural)_____

h) ɔluka (our)_____

i) súkú (her)_____

**2)** Rearrange the following words into sentences:

a) eɖigbo / ɖu / ívla / kana _____

b) yi / nu / àzɔ / kofi _____

c) ɔsi / ɖu / ɛfua / kana _____

d) Àzɔ / nu / ánu /lévlétsi / mɛ? _____



Hosted for free on livelingua.com

e) ívla / ɖu / ɛya la / kɛ? _____

f) Ívlaví / ɖu / kana / nà? _____

**Exercises**

**1)** Answer these questions.

a) Àzɔ yɛ nu mɛ? _____

b) Ívla nu ínédza ɛya la ɖu kɛ ? _____

c) Ála ka ná mɛ? _____

d) aɣa ni la nu ána? _____

e) ɔsi ɛya la ála kayɔ? _____

f) Àzɔ ányélé nu mɛ? _____

g) Álévlétsí ka ná mɛ?_____

h) Àzɔ anuyalɛ nu mɛ? _____

i) Ánavi amaa? _____

**2)** Translate into Ikposso:
There are 12 persons in my family: my father, my mother, my sisters, my brothers, my paternal aunt and my maternal uncle. Our father comes from Tsevie and our mother is from Keta. They have 3 sons and 5 daughters.

**3)** Ask questions from the following statements:

a) Uvi ɛfua ɖu kana _____

b) Àzɔ anulavla nu Kɔmla _____

c) Anula ayɔ ɔsi ɛna _____

d) Àzɔ awuvi nu Kafui _____

e) ílu ídzo nɛfua la ɖu kana _____

**Role play:**
You are meeting your host father's friend for the first time. Introduce your family to him and ask questions about his family

**TDA**

Your host family would like to know more about the members of your family in the States. Give them information and ask questions to know more than what you actually know.



Hosted for free on livelingua.com

# Lesson 4

# Buying essential items

**Objectives:**
After studying the lesson on "buying essential items" trainees will be able to:

1) Count the CFA in Ikposso
2) Name at least 7 essential items found at the market
3) Use correct expressions and verbs related to shopping
4) Use some interrogative terms **(εγa**, **mε …**) and the present progressive form to purchase items
5) Discuss at least 5 cultural notes related to market
6) Develop adequate strategies for their personal security in the market
7) Bargain and buy an essential item at the market price



Hosted for free on livelingua.com

**Dialoɛgue**

***Evangeline a PCV went to the market in Amlame to buy cloth.***

Afi: ɔsiétsuɛ, anisɛ. ɛ ka fusu mɛ?
Evangerline: Na fu nivu ɔvlɛ.
Afi: ɔvlɛ wani ɖu kana ɛluɛlu. Awa la ɛ ka fusu?
Evangerline: Tsivi la. Tɛ mua, ɛya?
Afi: Uwɔ ɖigbo lɛ akpé ɖigbo nu alfa ɛtu.
Evangerline: Atu dza fufua. Na ɖu yɛ ɛɣa , zɛnyi kana.
Afi: ɛya la ɖu kɛ?
Evangerline: Alafa ɛlɛɖi.
Afi: oo, nesi. Yɔ akpéɖigbo.
Evangerline: Abuɛ, Tɛ itseɖe.
Afi: Tɛ ɔvlɛ yɛ nu tseŋdzi
Evangerline: Abuɛ, éwlésɛ.
Afi: Nesi aɣlakpɔ. Wuékualɛ oo.
Evangerline: Yoo, wuékualɛ

**Dialogue in English**

Afi: Welcome young lady! What are you looking for?
Evangerline : I'm looking for cloth
Afi: I have a lot of cloths. Which one are you looking for?
Evangerline: I'm looking for ''tsivi'', the lower quality. How much is this?
Afi: One thousand five hundred CFA for two yards.
Evangerline: Oh. It is too expensive, reduce the price, please!
Afi: How much do you have?
Evangerline: I want to buy it at nine hundred.
Afi: Oh. It is not enough. The last price is one thousand CFA.
Evangerline: Ok, take the money.
Afi: Take the cloth and the change.
Evangerline: Ok, thank you very much
Afi: You are welcome. See you again.
Evangerline: Ok, see you again



Hosted for free on livelingua.com

**Cultural and safety and security notes**

- ***The market day is not only for trading but is also a great opportunity to meet friends***
- ***It's necessary to bargain in the market and sometimes in shops.***
- ***Exchanging things is not automatic; you need to discuss the case with the seller before.***
- ***You don't use your left hand in the market.***
- ***You don't bargain early in the morning without buying the item.***
- ***It's not safe to go to the market with too much money on you or just after banking.***
- ***It's important to be careful about people who ask to help you in the market.***
- ***When buying food you can ask the seller to add you some as a gift.***

**Proverb***: "Ití ɖu kɛku wani ɖza"* (there is time for everything)

**Vocabulary**

Numbers from 21 to 100

- Ílié fua nɛɖi 21
- Ílié fua nɛfua 22
- Ílié fua nɛlɛɖi 29
- Ílié lá 30
- Ílié lá nɛɖi 31
- Ílié lá nɛfua 32
- Ílié na 40
- Ílié na nɛɖi 41
- Ílié tu 50
- Ílié ɛlɛɖi 90
- gbɔwà/alafa ɖigbo (for cardinal numbers) 100
- gbɔwà nɛɖi/alafa ɖigbo nɛɖi 101
- gbɔwà nɛfua/alafa ɖigbo nɛfua 102
- gbɔwà nu Ílié ɛfua nɛfua/alafa ɖigbo Ílié ɛfua nɛfua 122

Expressions to count money

Coins

- Biye ɖigbo 5F
- Biye ɛfua 10F
- Kpono/dzata 25F
- Biye ɛɣlu 30F
- Bidzo 50F



Hosted for free on livelingua.com

- Kpono ɛla/Dzata ɛla 75F
- Alafa ɖigbo 100F
- Alafa ɛfua 200F
- Alafa ɛfua nidzo 250F
- Alafa ɛfua bidzo 250F
- Alafa ɛtu 500F

Bank notes/ bills

- Akpé ɖigbo 1000F
- Akpé ɛfua 2000F
- Akpé ɛtu 5000F
- Akpé idzo 10.000F

Words and expressions related to the use of the money

- Ítsédé/ ɛga money
- Ítsédé olì/ɛga olì lime money
- Ítsédé lílí/ɛga lílí dirty money/note
- Ítsédé fi/ ɛgafi new coin/note
- ɛga ziali teared note
- tsȩ́ŋdzi change
- ɛga ivli su bill/note
- ɛgaliu coin
- nídzò/nitsɛ half

Essential items

- ɛKu ɖunanatsɛ/afukpa shoes/sandals
- Tɔtsí flash light
- Tɔtsí nà battery
- ɛ́bɛ́ soap
- ɛ́kɔtɔ hat
- ɛ́wɔ broom
- Kusa sponge
- Tɔkpɔ/bɔkiti bucket
- Kpɔnɔ bread
- Sukli sugar
- ɔlɔku salt
- Sukli Kpɔnɔ sugar bread
- ɔlɔku Kpɔnɔ salt bread
- Dzakali pepper



Hosted for free on livelingua.com

- Timati — tomato
- Ablɔ — onion
- Anasé — pineapple
- muti — orange
- ɖuba — papaya
- Aklate — banana
- Eɖi — palmnuts
- Péya — avocado
- ɔvlɛ — material/pagne/cloth
- ɛku — thing (in general)

Expressions

- ɛ ka fusu mɛ? — What are you looking for? (present progressive)
- Ni ka fusu ɛkuɖu nanatsɛ — I'm looking for sandals
- Na fu ovu muti — I'll buy/I want to buy orange
- Ɛya la nu muti? — How much is the orange?
- Atu dza (ɖeɖu/fufua) — It's too expensive
- Zɛnyi kana — Reduce the price for me
- É Ke yi mɛ? — What are you selling?
- Bidzo la ɖu kana — I only have 50F
- ɛkuvu ni — Customer/client
- ɛkuyi ni — Seller
- Udzali — market
- Udzayi — Market day
- Nà tudza — It's not expensive
- Abudza — It's cheap
- Yɛ idzu — To go bankrupt
- ɛlùɛlù — Different kind of
- kpɔnɔ yini — Bread seller
- ɖedzi kana — Add me some (it's normal to ask for a gift if you buy food at the market)
- ɛga buadu — Can't go lower than that/last price
- …bu — A lot of
- Na zi akpe ɛla — I'll/l want to give 3000F

Verbs

- Yi — to sell
- Vu — to buy
- Tɛ́ — to receive
- Yɔ — to take



Hosted for free on livelingua.com

- Tɛ udza — to cost
- Zɛnyi — to reduce it (the price)
- Bié udza su — to ask for a price
- Gba — to borrow
- Bié idzu — to ask for the money back
- Bié ɛga/ Ítsédé — to ask for money
- Fusu/fu — to look for/to desire
- ɣa udzali — to go to market
- Ka — to give

***N.B.:*** To ask for a price, the question is: ɛya la nu… + the noun of the item.

Example: ɛya lanu tu ɛbɛ? — How much is this soap?

ɛya la nu tu ɔvlɛ? — How much is this cloth?

**Exercises**

1) Make at least five sentences using the expression "**ni vu**''
   Example: tɔtsi
   Ni vu tɔtsi

2) Imagine yourself in the market; ask questions about the price of some items you see by a seller.

**Grammar notes**

**i)** The present progressive form
It's expressed by ''ke'' or ''ka''

| Subject + ka or ké+ verb + object |
|---|

For example:

| | |
|---|---|
| Ni ka fusu ɛkuɖu nanatsɛ | I'm looking for sandals |
| ɛ ké vu ɛkɔtɔ | you're buying hat |
| Nika fusu tɔtsi | you are looking for a flashlight |
| Wu ké yi muti | we're selling orange |
| Wu ké yi kpɔnɔ | you're selling bread |
| Ata ké vu aklate | they're buying banana |

NB: verbs like: su, zɔ, fusu, yɔ, ɖù, kpɔ, zɛ, lù, vli, vlɛ, zí use ''ka'' and some like: vú, dzÍ, yí, zu, yá, nyé, nyua use ''ké''



Hosted for free on livelingua.com

**ii)** The present progressive and the interrogative terms

The structure is:

| |
|---|
| Subject + ka or ké + verb + mɛ? |

| | |
|---|---|
| Mɛ? | What? |
| ɛ Ka fusu mɛ? | What are you looking for? |
| Awù…? /awa? | Which one? |
| Awa la à ké vu? | Which one they are they buying |
| Awu ɛkuɖu nanatsɛ la ata ke vu? | Which sandal are they buying? |
| Aɣa? | Where? |
| Ata aya aɣa Na? | Where are they going? |
| Aná atu na? | Where does your mother come from? |
| ɛya | How much |
| ɛya la mi ke yi ɛykuɖu nanatsɛ? | How much are selling the sandal? |
| ɛ ka fusu wani? | Who are you looking for? |
| wani? | Who? |

**Exercises**

**1)** Below is a list of verbs. With these verbs make sentences in the present progressive tense using

a) the affirmative structure
b) the interrogative structure (either with an interrogative term or not)

List of verbs: vu, fu (su), tɛ, yi, ɣa

Example:
a) Ɛsɛ waluni ke vu muti?
b) Ɛsɛ waluni ke vu mutii? or ɛsɛ waluni ké vu mɛ?

**2)** Use the following interrogative terms to ask questions:
ɛya, mɛ, awu.



Hosted for free on livelingua.com

3) Use "εya'' to ask the price of the folloeing items and give price in Ikposso.

Example:
εya la nu εbεε? Alafa ɖigbo

εbε (100F) _____

Ɔvlε (2000F) _____

muti (75F) _____

ɖuba (250F) _____

Tɔtsi na (150 F) _____

Sukli Kɔpnɔ (300F) _____

kusa (1500F) _____

Kusa (500F) _____

εkɔtɔ (600F) _____

Ɔlɔku (25F) _____

Anansé (350) _____

**4)** Answer the following questions

ε fu ke vu mε? Dzakali

Wani la kɔsi ka fusu? Valentine

a) ε ke yí mε? ablɔ _____

b) A ɣala ɔlukaε atu? Amerika _____

c) Afi ka funu kɔ tε tseŋdzi? _____

d) Anà áná mε? _____



Hosted for free on livelingua.com

**5)** Dialogue: Katy the PCV goes to market to buy onions

Katy: Izua, awu na.
Abla: Izua, ɔsietsu. ɛ ka fusu mɛ?
Katy: Ni ka fusu ablɔ. ɛya la ɛkéyi ma?
Abla: Na kɔ ma ɛlu ɛlu: biye idzo, alafa, alafa efua. ɛya su la ɛ ka fusu?
Katy: Alafa su la ŋtɛ? A tɛ udza ɖeɖu. Zɛ nyi ka na.
Abla: oo, ɔsietsu ablɔ atɛ udza ɛvla.
Katy: Yoo, na ɖuyɛ ɛɣɛ, dedzi kana.
Abla: Abuɛ, tɛ eɖigbo.
Katy: ɛwlésɛ, tɛ ɛga. Akpe ɖigbo la ɖu ka na, tseŋdzi ɖu kɛ?
Abla: ɛ ɔ ɖu.
Katy: Tɛ tseŋdzi laŋtɛ.
Abla: Ewlesɛ, wuekua lɛ.

Some words

| | |
|---|---|
| La ŋtɛ | here it is. |
| ɛya su | for how much |
| Kana | give me (in the dialogue) |
| Tínyɔ | a little |

Questions

a) Katy ka fusu mɛ?
b) Ɛya la á kɔ ablɔ wani?
c) ɛya su la katy ka fusu?
d) Ablɔ atɛ udzaa?
e) Abla aɖedzi ku katy?
f) ɛya la ɖunu katy?
g) Tseŋdzi ɛya la katy atɛ?

**6)** Translate into Ikposso

a) What are you looking for?

_____

b) I'm looking for batteries

_____

c) For how much?

_____



Hosted for free on livelingua.com

d) It's too expensive, please reduce the price for me

_____

e) Who are you looking for?

_____

f) I only have 2650F

_____

g) No, I don't have any change

_____

h) Where are the sandals?

_____

Hosted for free on livelingua.com

**7)** Write a conservation between the seller and the customer based on this picture.

**TDA**

Go to the market, identify an article of your choice, ask for the price, bargain and buy it and ask for the change.

Hosted for free on livelingua.com

# Lesson 5

# Talk about food habits of the host country

**Objectives**:

After studying this lesson, trainees will be able to:

1) Name at least 4 foods in Akposso areas
2) Use appropriate expressions and verbs related to food preparation in order to talk about meals
3) Discuss 4 cultural points related to food habits
4) Talk about what to eat in order to stay healthy
5) Give a recipe



Hosted for free on livelingua.com

**Dialogue**

***Laura tells her friend Yawa about her lunch***

Yawa: Anunedza Laura, ɛ vlɛ?
Laura: ɛɛ, na vlɛ.
Yawa: ɛ yɛ mɛ adza nɔvɛ?
Laura: Né dzi umueli nu akitiwa ídetsi ɖawlí ɛɖi.
Yawa: abuɛ, nɔta, nayɛ isikpa nu gboma ɖetsi.
Laura: Oo! Nɔbí na fu gboma ɖetsi lá.

**Dialogue in English**

Yawa: My sister, are you all right?
Laura: Yes, I am fine
Yawa: What did you eat at noon yesterday?
Laura: I ate rice and a delicious peanut sauce.
Yawa: Well, (me) I ate boiled yam and spinach sauce.
Laura: I also like spinach sauce.

**Cultural notes**

- ***When you eat you invite people near you to share your meal using the expression "ba yɛ ku" or "ku yɛ ku", but this doesn't mean that they will necessarily eat. The answer to this invitation is "abuɛ /kɔsɛ" "Enjoy your meal" or "go ahead". When you get that invitation and you feel like eating say "ewlesɛ" = thank you" and eat.***
- ***The left hand is seen like dirty and is not acceptable at table when you're with peole.***
- ***You don't smell food in order to appreciate it and you should not step over the meal.***
- ***Kitchen utensils should not be used for other purpose such as taking shower or hiting someone.***
- ***Foods taboos are specific to families, communities or ethnic groups***
- ***Traditional restaurants, "streets food restaurants" or "fufu bars" serve cheap but good food and the service is quick. However be careful, they are not always clean and healthy. Consequently, PCTs and PCVs are not advised to eat salads in those restaurants.***

**Proverb:** ***"Yɛ su"*** *(a delicious sauce brings you closer to the table:*
*When the thing becomes interesting people pay more attention to it).*



Hosted for free on livelingua.com

**Vocabulary**

Foods/meals

| | |
|---|---|
| ➢ εkuyε | Food |
| ➢ εzu | Dough (of maize, millet…),paste |
| ➢ umueli | rice |
| ➢ ísí | Yam |
| ➢ agbeɖi | Cassava |
| ➢ dzuklɔ | Corn |
| ➢ ísíkpa/agbeɖikpa | Boiled yam/boiled cassava |
| ➢ mɔyibi | Rice and beans prepared together |
| ➢ ɖablu | Ragout/yam strew |
| ➢ ablidzonu/tatali | Fried plantain |
| ➢ ablidzo odzo | Roasted plantain |
| ➢ ísí fufu | Pounded yam |
| ➢ agbeɖi fufu | Pounded cassava |
| ➢ gawu | Fried bean doughnut |
| ➢ gali | Cassava flour |
| ➢ gali fɔtɔ | Mixed gali and tomato stew |
| ➢ gali ɖunivi | Mixed gali, sugar and water |
| ➢ dzogba | Porridge |
| ➢ ɔfí | Drink |
| ➢ eɖifí | Palm wine |
| ➢ iví | Water |
| ➢ ɔfí ɖawlí | Soft drink |
| ➢ ayε | A locacal meal similar to “couscous” |
| ➢ Uvali | The uncooked local “couscous” |
| ➢ sOɖabi | Local alcoholic drink (like gin) |
| ➢ ɔfí sétu | Alcoholic drink |

Some of the foods are called by their french name such as

| | |
|---|---|
| ➢ Chou | Cabbage |
| ➢ Carotte | Carot |
| ➢ Haricots verts | French bean |
| ➢ Pomme de terre | Potato |
| ➢ Salaɖa | Salad/lettuce |
| ➢ Petit pois | Garden peas |



Hosted for free on livelingua.com

Some sauces

- İɖetsí — Sauce
- timatí ɖetsí — Tomato sauce
- gboma ɖetsí — Spinach sauce
- eɖí ɖetsí — Palm nut sauce
- fufu ɖetsí — Slight sauce
- gusí ɖetsí — Sesame sauce
- akítiwa ɖetsí — Peanut sauce
- aɖemɛ ɖetsí — "Ademe" sauce (Ademe is a vegetable)
- Unoko ɖetsí — Okra sauce

Ingredients

- ɔlɔku — Salt
- ablɔ — Onion
- Ayo — Garlic
- susuwla — Black pepper
- dzakalí — Hot pepper
- amɔ — Oil
- amɔ vɛ — Palm oil
- íɣa — Meat
- ɔwlɔ ɣa — Chicken (meat)
- ulɛ ɣa — Beef
- ítukpa ɣa — Goat meat
- íɣa ɣa — Pork
- ɔsí/ ɔsíkpatsɔ — Fish
- ɔsí dzo/ ɔsíkpatsɔ dzo — Smoked fish
- ɔsí wla/ ɔsíkpatsɔ wla — Fresh fish
- ɔsíkpatsɔnu/kanami — Fried fish

Utensils

- Plɛtɛ — Plate
- ɔku — Bowl
- Gatsi — Spoon
- Gafo — Fork
- íɣɛ — knife
- ɔku nyuiví/kɔpu — cup
- iwé/ awɛ — Cooking pot
- İɖetsí wé — Sauce pan



Hosted for free on livelingua.com

Verbs

| | |
|---|---|
| ➢ Yɛ/dzi (ɛku) | To eat (something) |
| ➢ Ya awɛ | To cook |
| ➢ Nyua | To drink |
| ➢ Zu | To pound (fufu) |
| ➢ tsuku | To cut (onion) |
| ➢ Wu | To crash (pepper) |
| ➢ Kpɔ (dzogba) | To prepare (porridge) |

Expressions

| | |
|---|---|
| ➢ Ni na nè dzi ɣa | I don't eat meat |
| ➢ Ni na nè nyua ɔfí sétu | I don't drink alcohol |
| ➢ Ni na nà yɛ zu | I don't eat paste |
| ➢ aɖawlí nabɔɛ/ aɖawlí fufua | It's very delicious/good |
| ➢ ɛkuyɛɛ aɖawlí fufua | The food is very delicious |
| ➢ ɔlɔku aɖinya nu ɪɖetsíe lí | There is too much salt in the sauce |
| ➢ dzakalí atsí nu ɪɖetsíe lí | The sauce is spicy |
| ➢ À kpɔ ɖablu muaní? | How does one cook yam stew? |
| ➢ À kpɔ akitiwa ɖetsí muaní? | How you prepare peanut sauce? |

Other words

| | |
|---|---|
| ➢ Kle-kle | First |
| ➢ ɛfuaní | Second |
| ➢ ayu ɖue | After that |
| ➢ buapɛ | Before |
| ➢ ní | Or |
| ➢ ku/laku | Then |
| ➢ bua | But |
| ➢ mu | So |
| ➢ ku | If/to/for |

**Exercises**

**1)** Add a maximum of three words to each word below to make complete sentences.
Example:

À dzi umuelí

À dzi umuelí nu gboma ɖetsí

Nɔ nu Afi, wue dzí umuelí nu gboma ɖetsí



Hosted for free on livelingua.com

Suggested words:
Mɔyíbí
Koliko
Ya awɛ
Akitiwa ɖetsí

**2)** You meet your friend after dinner. Ask questions to know what he/she ate and tell him/her about your dinner.

Text: À fɔna nu koliko muaní?

Kle kleɛ, fa ísíɛ, tsukui muene muene. Ɛfuaniɛ wele ísíɛ, kɛ fa yɛ keŋ, kɛ yɔ ma ɖu nu ɔlɔkuvílí. Ayí ɖué ɖamɔ ɖu nuawelí kɛ yɔ ya nivu ava. Ku amɔɛ dzo, kɛ ku ísíɛ ɖu nu amɔɛ lí. Ɛvuɛ, selɛ kɔ mɛ kɔbuɛ, ke tsika yí. Kɛya blamɛ mɛ kɛ kuma ɖunu ɔku lí. Ené ka medzí la. Ɛsɛ ata kplo.

**How to make koliko**

First peel the yam, cut it into long or small pieces. Second wash the pieces and steep them into salt water. After that heat oil in a pan and put the pieces in the oil, let it fry for a while and turn it. Wait a few minutes more and remove it: your koliko is ready to eat.

**3)** Read this sentence: Na fɔna yɛ ku.

Now suggest substitutes: one, two or three words that could be replaced to make new sentences.

You get something like:

Na fɔne ya awɛ nu dzoɖope.

Na fɔne zu nú dzoɖope.

Kɔmì ayɛ ɛzu nu ademɛ ɪɖetsí nu ulɛɣa.

Suggested sentences:

Sara fɔne nyua ɔfi ɖawli.

Kɔmi fɔna yɛ isifufu.



Hosted for free on livelingua.com

**Situation:**

You invited a Togolese friend to share your lunch with you. After the meal, she/he asks you for the recipe. So give her/him the recipe.

**TDA**

Ask your host mother or sister the recipe for a meal you choose. Bring the information to class and share it with your classmates.



Hosted for free on livelingua.com

# Lesson 6

# Invite someone, accept or decline an invitation

**Objectives:**

After studying this lesson trainees will be able to:

1) Use appropriate vocabulary and verbs to invite someone
2) Accept or decline an invitation in a polite way to maintain a good relationship with people, which will support their personal safety and security.



Hosted for free on livelingua.com

**Dialogue**

***Akuvi invites her neighbor, the PCV Rhiannon to a local and popular dance named awumétsɛ.***

Akuvi: ɔsiétsuɛ Rhiannon, ɛ vlɛɛ?

Rhiannon: ɛɛ, na vlɛ. Yɛ mua?

Akuvi: Nɔbi na vlɛ. Na funu kɛ ba awumétsɛ labɛ tu íɣlié. Abuɛ yɛ?

Rhiannon: ɛ, abuɛ nɔ fufua. Ɛwlésɛ.

Akuvi: Wuékualɛ tu iɣlíé.

Rhiannon: Yoo. Wuékualɛ.

**Dialogue in English**

Akuvi: Young lady Rhiannon, how are you?

Rhiannon: I'm fine, and you?

Akuvi: I'm also fine. I would like to invite you to awumétsɛ dance tonight. Would you like it?

Rhiannon: Oh yes! I would like it, thank you very much.

Akuvi: Well, see you tonight.

Rhiannon: Ok.

**Cultural notes**

- ***In general, friends or members of the same family visit each other without any previous invitation.***
- ***You are always welcome to share a meal or a drink or to spend time together… even if it was not planned before.***
- ***You are responsible for guest's food or drink.***
- ***It's necessary to express your limits during an invitation where people will be offering you food and drink again and again.***



Hosted for free on livelingua.com

Expressions

| | |
|---|---|
| ➢ Na funu kɛ ba ku ɣa … | I would like to invite you |
| ➢ Na funu ki ba ku ɣa … | I would like to invite you (plu) |
| ➢ ɛ funu kɛ ba ku fué? | Would you like to go out with me? |
| ➢ Á funu ko fué? | Would he/she like going out? |
| ➢ ɛ funu kɛyɛ ku ɖu nɔ? | Would you like to eat with me? |
| ➢ Yoo, á buɛ nɔ. Ewlésɛ | ok, that's great, thanks |
| ➢ ɛɛ na fu | yes, I like it/it's a pleasure. |
| ➢ ɛɛ na naɖu nu… | Yes, I accept to… |
| ➢ abuɛ, na bà bá | well, I will come |
| ➢ oo, éwlésɛ | no, thank you |
| ➢ Na ɖuyɛ ɛɣa (kuko), ítí na ɖu kana. | I'm sorry ,I'm not free |
| ➢ Na ma kutu bá | I cannot come |
| ➢ Na ma kutu ɣa | I'cant go |
| ➢ Na ma kutu | I can't |
| ➢ ɔlunabu ya nu anava | I'm too busy |

Occasions to be invited

| | |
|---|---|
| ➢ Evidzé ɔzɛvifué | naming ceremony/ outdooring Ceremony/traditional baptism |
| ➢ íkubɛ | funerals |
| ➢ ɔsíyɔbɛ | wedding ceremony |
| ➢ Umayí ɔkpɔlɔ | birthday |
| ➢ Uwolowuvi ukɔsɛ | baptism |
| ➢ Ílévlé ukɔsɛ | traditional feast |
| ➢ ílufí | new year |
| ➢ Krisimasi | Christmas |
| ➢ ísta | easter |
| ➢ ékpé | a walk |
| ➢ Tabaski | Tabaski |



Hosted for free on livelingua.com

Verbs

- zɔ ɔlu — to invite someone
- Fusu/fu nu — to look for /to want/to desire
- Buɛ nu ɔlu/fu — to like/ to love
- Na ɖu — to accept

**Exercise**

Give an affirmative or a negative answer to these questions in Ikposso

a) Would you like to come to my birthday celebration?

_____

b) Would you like going out with me tonight?

_____

c) Will you be pleased to have dinner with me?

_____

d) Would you go to the funerals with my family?

_____

**Grammar notes**

The conditional tense used to express politeness, a wish, to soften a demand or an order is meant in Ikposso by:

a)

| | |
|---|---|
| Na funu ní la | I would like to dance. |
| ɛ funu kɛ la | you would like to dance |
| Á funu kɔ la | he/she would like to dance |
| Wa funu ku la | we would like to dance |
| Mia funu ki la | you would like to dance |
| À funu ka la | they would like to dance |

| |
|---|
| Subj+funu+contracted pronoun + verb+object |

NB: The contracted pronouns are: ni, kɛ, kɔ, ku, ki, ka.

b)

| | |
|---|---|
| Na funu ní zɔyɛ ka krisimasi | I would like to invite you for Christmas |



Hosted for free on livelingua.com

| | |
|---|---|
| Na funu ni zɔyi ka krisimasi | I would like to invite him/her for Christmas |
| Na funu ni zɔmi ka krisimasi | I would like to invite you for Christmas |
| Na funu ni zɔma ka krisimasi | I would like to invite them for Christmas |

Subj+ ni+ verb + direct pronoun + object

NB: the direct pronouns are; nɔ, yɛ, yi, wu, mi, ma

c)

| | |
|---|---|
| Na funu kɛ ɣa udzalí | I would like you to go to the market |
| Na funu kɔ ɣa udzlí | I would like her/him to go to the market |
| Na funu ɛɖí kɔ ya awɛ | I would like ɛɖi to cook |
| Na funu ku dzofué | I would like us to leave |
| Na funu ki nyua éɖífí | I would like you (pl) to drink palm wine |

***NB**: A ''funu'' comes before the verb.*

## Situation

Your host sister/brother seems bored at home. Discuss plans to make for the evening.

## TDA

Ask two or three people in your host family or in your neighorhood how they accept or decline an invitation without frustating their host. Come back to class with your findings.

Hosted for free on livelingua.com

# Lesson 7

# Talk about daily activities

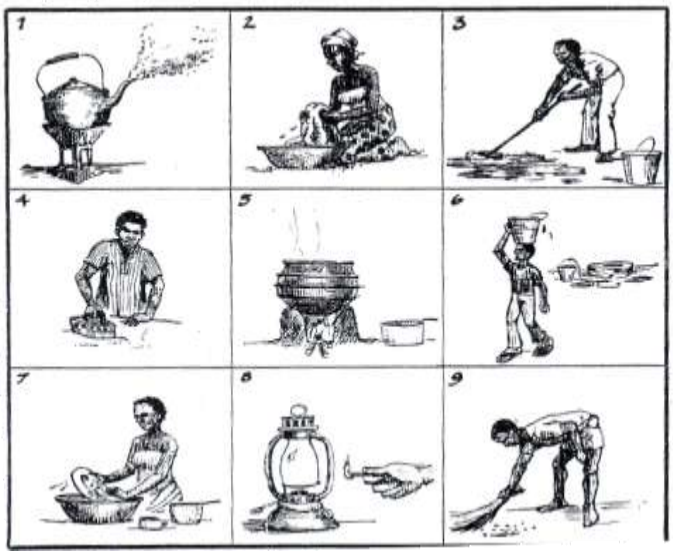




Hosted for free on livelingua.com

**Objectives**

After studying this lesson, trainees will be able to:

1. Name main daily activities in an Akposso community.
2. Use the appropriate vocabulary and the present habitual to talk about daily activities in their community
3. Discuss at least 2 cultural notes and safety and security issues related to the competence
4. Talk about their own daily activities in the community for their good integration.

**Text: ɔlunaɛ Aku fɔna na nɛyi nɛyi.**

Íɖíkaɖí sia íɖíkaɖí, Aku fɔna wlísí nyé. E wélé alɔ laku édzi itsudzi. Á fɔna lu, wléɖu, sɛ lu ku á fɔna ɣa suku. Nu sukué ayiɖu, íɖéwi yi ku á fɔna za wla. Níɣlí, ɔne wlisi vlɛ.

**Aku's daily activities.**

Every day Aku wakes up early. She washes her face and chewes stick, she takes her bath, gets dressed, combs her hair and goes to school. After class, she is tired and she relaxes. At night, she doesn't go to bed early.

**Cultural notes**

- ***In the morning people wash their face before they greet or start their activities.***
- ***Activities are shared according to gender and age***
- ***In general, women take care of household chores.***
- ***It's better to wear appropriate shoes to go to farm.***

**Proverb**: *"ɔluna abuɛ ɛsɛ"* (work makes life value)

**Vocabulary**

<u>Some places</u>

| | |
|---|---|
| ➢ néɖiní | in the room |
| ➢ néɖíníme | in the bed room |
| ➢ ɛfudivu | kitchen |
| ➢ ɔkpɔwalí | bathroom |
| ➢ nɔbɛ | in the river |



Hosted for free on livelingua.com

- suku — school
- ɔlunalí — at the office
- usi — field
- udzalí — the market

Daily activities

- vlɛ — to sleep/to go to bed
- mlí — to raise
- nyé — to wake up/to stand up
- Wélé álɔ — to wash face
- wɔlí ɛlá — to shave
- sɛ ɛlu — to comb hair
- ɖu awù — to get dressed
- zevi awù — to take off clothes
- dzi ítsudzi/wélé unukú — to chew stick and clean teeth/wash mouth
- kpé — to take a walk
- za wla — to rest
- kú ɛfú — to sweep the floor
- wélé ɔkú — to do dishes
- wélé ɔnú — to do laundry
- ya awɛ — to cook
- ɖu ivú — to light a fire
- yɛ̀ — to swallow
- dzi — to eat( to chew)
- nyo íví/ɣa ɔbɛ — to fetch water
- ɣa usí — to go to farm
- ɣa sukú — to go to school
- ɣa ɔlunali — to go to the office
- ɣà ivlítsɛ — to read
- buélé — to play
- kù kɛkɛ — to ride a bicycle



Hosted for free on livelingua.com

NB: yɛ́ ɛzu but dzi umueli

Expressions of time

| | |
|---|---|
| ➢ ɛyi nɛyi | everyday |
| ➢ íɖíkaɖí sia íɖíkaɖí | every morning |
| ➢ íɣlí sia íɣlí | every night |
| ➢ íɖí sena sia íɖí sena | every afternoon |
| ➢ kɔsiɖa sia Kɔsiɖa | every week |
| ➢ íluɛ ɖí nílu | every year |
| ➢ nɛnɛ/ wlízí | early/quickly |
| ➢ nɛyi nɛyi | often |
| ➢ ɛyiɛ ɖini | sometimes |
| ➢ Tsa | before |
| ➢ buatí | before |
| ➢ ayiɖué | after |
| ➢ ɛvla/ɛvlatsɔ | now |
| ➢ nu (nɔ) | and |
| ➢ buaɖu | finally/ last |
| ➢ ɛ na mɛ íɖikaɖí sia íɖíkaɖí? | What do you do every morning? |
| ➢ ɛ fɔna mɛ ɛyí sia ɛyɛ? | What do you do everyday? |

**Exercises:**

**1.** Guessing: the teacher performs an action and the learner guesses the verb (activity) that corresponds to the action.

**2.** Give the activities that correspond to these periods of the day:

Niɖikaɖí

Nɔvɛ

Niɖisena

Níɣlí

Example: Niɖikaɖí fɔne wlisi nye



Hosted for free on livelingua.com

## Grammar notes

**"Fɔna"** is attached to the verb to indicate habit or regularity of the activity.

| Subject + **fɔna** + verb object |
|---|

Example:

| | |
|---|---|
| Na fɔne wlísi nyé | I wake up early (I used to…) |
| Ɛ fɔna ya awɛ íɖíkaɖí sia íɖíkaɖí | you cook every morning. |
| Á fɔna y ɔbɛ nɛyi nɛyi | often, she/he (used to fetch) fetches waterɛ |
| Wu fɔna yɛ aklaté | we eat bananas |
| Mi fɔna ɣa suku ɛyi sia ɛyi | you go to school every day |
| À vu ɛkuyɛ kɔ sida sia kɔ sida | they buy food every week |

**The negative form:**

**a–''nà''is** used and in this case, the firstb personal pronoun ''na''becomes ''ni''

| | |
|---|---|
| Ni nà fɔna wlizi nyé | you don't cook every morning. |
| Ɛ nà fɔna ya awɛ íɖíkaɖí s íɖíkaɖí | You don't cook meal every morning |
| Ɔ nà fɔna ɣa ɔbɛ nɛyi nɛyi | She doesn't fetch water |
| Wu fɔna nà na yɛ aklaté | We don't eat bananas |
| À nà fɔné vu ɛkuyɛ kɔsiɖa sia kɔsiɖa | They don't buy food every week |

## Exercises

**1)** Say what you do at these different periods of the day:

Níɖíkaɖí sia íɖíkaɖí, _____

Nɔvɛ sia ɔv ɛ, _____

Niɖísena sia íɖísena, _____

Example: Níɖíkaɖí sia íɖíkaɖí, na fɔna lu.

**2)** Change the sentences in exercise 1 into the negative form
Example: Ni na fɔna lu niɖíkaɖí sia íɖíkaɖí

**3)** Use "fɔna" instead of "ka" and change the following sentences according to this Example:

Blandine ka wa ɛsɛ_____Blandine fɔna wa ɛsɛ

a) Mi ka ɣa udzalí _____

b) Sukuví wani ka kpla Ikposso_____

c) À ka nɔlu _____



Hosted for free on livelingua.com

d) Ni ke silí ɛzu _____

e) Ni ke zu fufu _____

f) ɛsɛwa ni ka ɣà ívlí _____

g) sukuvi wani ka kpla ɛsɛ _____

h) Amerikalu wani ke ku kɛkɛ _____

i) Jenifer ka tí _____

j) Amy ka ku ɛfu _____

**4)** Tell a story about someone's daily activities. The trainer begins the story and trainees continue the story in turn.

**Text:**

Níɖíka sia íɖíkaɖí na fɔna ku ɛfu buati ku na fɔna lu. Ku na lu bua, na fɔna yɛku, ayiɖué na fɔna wléɖu. Ayiɖué, na fɔna ɣa ɔlunalí. Na fɔna nɔlu kɔbu nu ɛyiyɛ bua ni nà na zawla. Iɖé fɔna winɔ ɔbu.Laku na fɔna lu ku na fɔna zi vlɛ.

Na fɔna ku ɛfu buati = I sweep the floor before (doing something else)
Ku na lu bua = when Ifinish to take bath
ayíɖué = after (something)
Iɖé winɔ = I get tired
Ɛyiyɛ = in the day

Questions

a) Abla fɔna na mɛ buati kɔnalu?
b) Ku á lu bua fɔna na mɛ?
c) Ayiɖué mua?
d) Abla ana mɛ nu ɔlunalí?
e) Iɖé fɔna wi Ablaa?
f) Á fɔna na mɛ níɖísena nuɖunu?

**5)** Change the text into the negative form.

**Situation**

During your post visit, your counterpart will ask you about your plan for the week.Tell him/her what you have sheduled.



Hosted for free on livelingua.com

**Role play**

You want to plan a “happy hour” with your friend over the weekend. Imagine a conversation with him when you discuss your schedule for the weekend and find the right moment for your “happy hour”

**TDA**

Observe the members of your host family and ask them questions about their daily activities. Write a paragraph on that for next class.



Hosted for free on livelingua.com

# Lesson 8

# Ask for and give direction and time

**Objectives:**

After studying this lesson, trainees will be able to:

1) Use appropriate vocabulary to ask for and give directions and time
2) Use the imperative form and prepositions to ask for and give directions
3) Discuss at least 3 cultural notes and safety and security issues related to orientation
4) Give and follow directions in the community.



Hosted for free on livelingua.com

**Dialogue**

***Jane a PCV in Wahala arrives in Pagala for a workshop and she asks Kudzo to indicate her road from the center to the village market.***

Jane: Ivua, fofo
Kudzo: Ivua, Dada. Ɛ vlɛɛ?
Jane: ɛɛ, na vlɛ. Kukɔ awu néava la na sɛɣa údzélí?
Kudzo: Né sétu. Sɛɣa alɔ wi yovoné kɛ sɛɣa ína. Ayíɖué, tsisɛɣa alɔ kewi unékpé. Kɛyɔ ina, sɛ blamɛ mɛ ɛ ba mu údzélí nu yɛnalɔ.
Jane: Ewlésɛ kaka
Kudzo: yoo, nesi aɣla Kplɔ.

**Dialogue in Englsih**

Jane: Good morning, sir.
Kudzo: Good morning young lady. How are you?
Jane: I'm fine. Please how do I get to the market?
Kudzo: It's not difficult, go straight to the paved road and turn right. After that go straight to the crossroads, turn right and walk for a few minutes, you will see the market in front of you (the market is in front of you).
Jane: Thank you very much.
Kudzo: You're welcome.

**Cultural notes**

- ***In general, indications about distance are not precise***
- ***Sometimes with illiterate people, time is related to the activities of the day (like children going to school, muslems' morning prayer…)***
- ***Some people will come late for meetings***
- ***People would prefer to lead you to the place by themselves or by having a child accompagn you.***
- ***Keep asking people for directions until you arrive at your destination.***

**Proverb***: ''uné biésu bi né nya''* *(He who asks for direction never gets lost)*



Hosted for free on livelingua.com

**Vocabulary**

Some places

| | |
|---|---|
| Udzalí | The market |
| Kɔŋdzi | Hospital, health center |
| ɔwlíɖunu | In the Chief's house |
| Suku | School |
| Fiasélí | (in the) shop |
| ɛfuɖuowu/station | Taxi station |
| ɛfuyi ɛkuyɛ/Restaurant | Restaurant |
| ɛfuyi ɔfi/Bar | Bar |
| Uné | Way, road |
| Aŋɔné/yovoné | Paved road |
| Uvuné | Path |
| Unékpé | Crossroads |
| Ívu ɔvɛ | Traffic light |
| ídza | Traditional public place |
| ɔbɛlatsɛ | Beach |
| posu | Post office |

Verbs

| | |
|---|---|
| Waluné | To indicate the way |
| wa | To indicate |
| ɣa | To go |
| ɣa imlá | To go left |
| ɣa inà | To go right |
| bà | Come |
| dzofué | To leave |
| sɛ | To walk |
| wlisi bà | To arrive in advance |
| tsuku uné | To cross the road |
| ya | To stop |
| tsika | To turn |
| tsika ɣa uɖu | To go back/to return |
| tsika ɣa | To go back |
| tsika ba | To arrive |
| wi | To arrive |
| wa nɔ | To show me |
| nyá | To get lost |
| ɣa ɖunu/ ɣa nu | To go with |
| nɔ ba ɖunu/ba nu | To come with |



Hosted for free on livelingua.com

Expressions

| | |
|---|---|
| ímlá | Left |
| ínà | Right |
| Á nu /lanu | It's far |
| Nà nu | It's not far |
| ékplétu | It's close |
| Ayiɖu | After |
| Tu nɛmɛ | From here |
| ɛfɛ | There |
| Aɣa lanu ɛfu ɖu owu? | Where is the taxi station? |
| Besi/yɔɣa | To/until |
| Mu | If …, |

Expressions related to time

| | |
|---|---|
| Iti/ga | time |
| Ga ɛya lakpɔ? | what time you have? |
| Á kpɔ gave/ Á kpɔ iti ɛla | It's two o'clock |
| Á kpɔ iti ɛla mití ílié ɛfua | It's three twenty |
| Á kpɔ iti éɖigbo mití ílié ɛla/iti éɖigbo nitsɛ | It's one thirty |
| Á kpɔ íɖíkaɖí iti ɛwlu | It's six a.m. |
| Ené mití ɛtu ku iti ɛwluéɖi adrɛ kɔ kpɔ | It's five to seven |
| Ne ki iɖu | I'm late |
| Na tɔ nalɔ/na wlisi ba | I'm in advance/ I come early |
| Awu gamɛ laku wué li éɖiní? | when will we close? |
| Awu iti ku wuéku alɛ? | When will we meet? |
| Ba nu ítiava | to come on time |

**Exercises**

**1)** Make sentences with these words:

Example: kɔdzí _____anuna ɖu kɔdzí

a) Ɛfuyi ɛkuyɛ _____

b) Ɛfuyi ɔfi _____

c) Ɔwliɖunu _____

d) Ɛfuɖu owu _____

e) Ɔbɛlatsɛ_____



Hosted for free on livelingua.com

Make sentences with these expressions:

a) ɣa ína _____

b) besi _____

c) aɣa _____

d) wanɔ _____

**2)** Read the time on these pictures:






Hosted for free on livelingua.com

**Grammar notes**

i) Prepositions in general the follow the noun.
Here are some:

| Prepositions(Ifê) | English | Example |
|---|---|---|
| - lí | in | Sukuviwani du owu lí.<br>Trainees are in the vehicle |
| - va | on | Íví lɛnu ɛkplɔɛ va<br>The book is on the table |
| - tu | at, against | ɔ za nu ɛkplɔ tu<br>He is at the table |
| - alɔ | in front of, face | kɔdzí ɖùnù yanalɔ<br>The hospital faces you. |
| - ɛtu | near, close to, to | Fiaséɛ ɖùnù ɛfuɖu owuyɛtu<br>The shop is near the station |
| - iɖu | behind | Ɔwlíɖùnù ɖùnù udzaɛ ayiɖu<br>The house of the chief is behind the market |
| -illi | middle, center | kƆdzi ɖu ililі kasuku nu udzali<br>The hospital is in the middle of the market and the school |

ii) Imperative: the formation and use are the same as in English, except for the plural personal pronouns.

Example:

| | |
|---|---|
| Sɛɣa alɔ | go straight |
| Sɛɣa alɔ besi unékpé | go straight till the crossroad |
| Ku sɛɣa alɔ | let's continue straight |
| Kí ɣa imlá | go/ turn left |

**Exercises**

**1)** Trainees execute orders from trainer and then they do the same thing one by one between themselves.

**2)** Practice question and answer: to be done among trainees

a) Ga ɛya la kpɔ? (15h00)

_____

b) Ga ɛya la wue dzofué? (10h20)

_____

c) Ga ɛya la Adzo aba? (18h35)

_____

d) Ga ɛya la sukuviwani ma ba uɖunu? (15h00)

_____



Hosted for free on livelingua.com

**3)** Give indications based on the map below:

From:

a) ''Kɔdzi'' to ''baŋkì''

b) '' ɛfuɖu owu'' to ''ɛfu kpɔ bɔlu''

c) ''fiasé'' to ''posu''

d) "udza" to "ɛfu yi ɛkuyɛ"

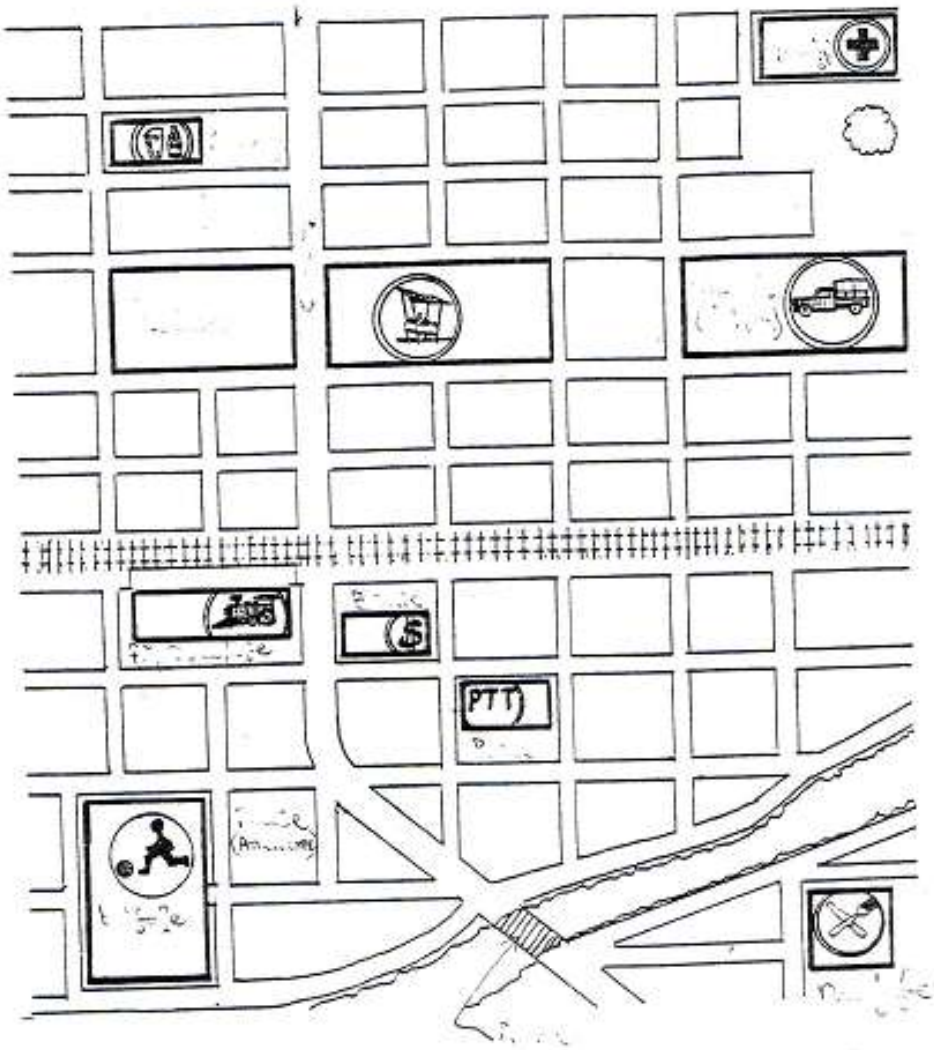


**Situation**

You are inviting your classmates to your host family's house. Give them directions from the tech house to your house.

**TDA**

Go to your host father, ask him how to get to a place you want to go to, write down the information in Ikposso and come back with it to class.



Hosted for free on livelingua.com

# Lesson 9

# Talk about transportation

**Objectives:**

After studying this lesson trainees will be able to:

1) Use the present progressive, interrogative words and the future tense
2) Ask questions about the coast, travel time and destinations to be able to travel independently
3) Discuss travel conditions and strategies to travel safely



Hosted for free on livelingua.com

## Dialogue

### *The PCV Michele goes to her post Nyassive*

| | |
|---|---|
| ɛɖi: | ɔsiétsuɛ, á nisɛ |
| Michele: | Yoo, ɛ vlɛɛ? |
| ɛɖi: | ɛɛ, na vlɛ. ɛ ɣa na? |
| Michele: | Ni ɣa Udzɛ. |
| ɛɖi : | Udzɛ ayu owuwani ɖu ɛfɛ. |
| Michele: | Yoo, Ewlésɛ (She goes to the place) |
| Owukuni: | Udzɛ ɔlu éɖigbo, Udzɛ ɔlu éɖigbo, ɔsiétsu Udzɛ laa? |
| Michele: | ɛɛ, aya laku nazí? |
| Owukuni: | Akpéɖigbo ayiɖi. Bézati kubé dzofoé. |
| Michele: | Yoo! ga ɛyala wuédzofoé? |
| Owukuni: | Wuédzofoé ɛvlatsɔɔ. |

## Dialogue in English

| | |
|---|---|
| ɛdi: | Welcome young lady |
| Michele: | Ok, how are you? |
| ɛdi: | I'm fine, where are you going? |
| Michele: | I'm going to Udzɛ. |
| ɛdi: | The vehicles to Udzɛ are over there |
| Michele: | Well, thank you. (She goes to the place) |
| Owukuni: | One person for Udzɛ, young lady, are you going to Udzɛ? |
| Michele: | Yes, what's the travel fee? |
| Owukuni: | Only one thousand. Come take a seat for departure. |
| Michele: | Ok, when are we leaving? |
| Owukuni: | We will leave soon. |

## Cultural notes

- ***Travelers need to be patient enough because drivers will try to have as many passengers as possible before they depart and they are often overloaded.***
- ***In some remote villages, you can be waiting the whole day, or vehicles are available only on market days.***
- ***It's important to have your valuables on you, not packed in your bags...***
- ***You should check your luggage whenever a passenger is getting off along the way.***

**Proverb:** "ɔluɛ néfué mu lébunu *ɔna ayi*ɖétsí *la*ɖ awli ba" *(A kid that has never visited other countries thinks her mother is the best cook)*



Hosted for free on livelingua.com

**Vocabulary**

Means of transportation

| | |
|---|---|
| ➢ Anatsɛ | foot/feet |
| ➢ Kɛkɛ | bicycle |
| ➢ Kɛkɛvi | handcar |
| ➢ Ívú Kɛkɛ/ɛmo | motocycle |
| ➢ Owu | vehicle/car |
| ➢ Owu kika | truck |
| ➢ ɔbɛwu | pirogue |
| ➢ Avawu | airplane |

Words and expressions

| | |
|---|---|
| ➢ ɛfuɖu owu | car station |
| ➢ owukuni/drɛva | driver |
| ➢ Owu idzu | travel fee |
| ➢ ɔnu idzu | luggage charge |

Verbs

| | |
|---|---|
| ➢ ɖu owu | To take a car/vehicle |
| ➢ ɖu ɛmo | To go by moto |
| ➢ ɖu avawu | To take an air plane |
| ➢ Kú kɛkɛ | To bike |
| ➢ kú owu | To drive |
| ➢ Kú ɛmo | To ride a moto |
| ➢ dzofué | To leave |
| ➢ zí | To get off |
| ➢ ɣa ɛfuɖu owu | To go to the station |
| ➢ tsika ba | To come back |
| ➢ ya | To stop |



Hosted for free on livelingua.com

Expressions

| | |
|---|---|
| ➢ Nezí nu Datcha | I will get off in Datcha |
| ➢ Nezí nɛmɛ | I will get off here |
| ➢ ɛ yala á fɔna zí tunu...yɔ ɣa...? | How much do you pay from …to …? |
| ➢ ɛ bazí… | You pay… |
| ➢ Awu owuni la ɖu? | Which vehicles are available? |
| ➢ Ítí awuala wuédzofué…? | When are we leaving? |
| ➢ Awu owuni la ɣa...? | Which vehicles are going …? |
| ➢ Wuéwi gané, á nuu? | We will arrive at four, is it far? |
| ➢ ɛɛ, á nu /oo nà nu | Yes, it's far/no, it's not far |
| ➢ Wuédzofué iti ɛla | We will leave at three |
| ➢ Owukuni, nézí nɛmɛ | Driver, I'll get off here |
| ➢ Ítí ɛyala wuéwi? | When will we arrive? |
| ➢ Drɛva ya nézí | . Driver, I'll get off |
| ➢ Niɣa niba | I'm going and I will be back |
| ➢ Ni ɣa Lomé niba | I'm going to Lome and I will be back |
| ➢ Wu yaba ɛvlatsɔɔ | We'll arrive soon |
| ➢ Ítí ɛyala wuéwi ɛfɛ? | How long does it take to reach there? |

**Exercises**

**1)** What will you say in Ikposso in these situations:

a) To know the tariff from Tsévié to Atakpame

_____

b) To know what time you are departing?

_____

c) To know when you will get there?

_____

d) To tell the driver you'll get down at Gbatopé

_____



Hosted for free on livelingua.com

**2)** Make sentences with the verbs below:

a) ɖu owu _____

b) kú Kɛkɛ _____

c) ɣa _____

d) ba/ tsika ba _____

e) zí nɛmɛ _____

f) ya _____

## Grammar notes

i Review interrogative terms **(ɛya, ɣa, *ítí* , awua*)***

| | |
|---|---|
| * Ɛya lanu owuidzu? | How much is the tariff? |
| * Ɛya lanu ɛfuɖuowu? | Where is the car station? |
| *ítí awala wuédzofué''? | When/what time are we leaving? |

ii. Review present progessive

| | |
|---|---|
| Ni ké ku Kɛkɛ | I'm riding bicycle |
| Ni ya ɣa ɛfuɖu owu | I'm going to the station |

iii. Future tense

To have the future tense use the structure:

| Subj + ba/bé +verb+ object |
|---|

The verb remains unchanged.

| | |
|---|---|
| Na ba ɣa suku | I will go to school |
| ɛ ba ɣa ɛfuɖu owu | You will go to the car station |
| ɔ bé dzofué ɛtsɛ | He/she will leave tomorrow |
| Wu ba tú Lomé ba | We will come back from Lome |
| Mi ba ɖu avawu | You'll take a plane |
| À bé zí nɛmɛ | They'll get off here |



Hosted for free on livelingua.com

Exercises

**1)** Answer these questions:

a) Ítí ɛyala wuédzofué?

_____

b) Ítí ɛyawla wuékú Kɛkɛ?

_____

c) Awuɛyi la wuédzofué nú Adéta?

_____

d) Awu drɛvala ɣa Lomé?

_____

e) Ana awu ɔluna nú kɔsiɖagbé?

_____

_____

**1)** Read the dialogue and answer the questions

***Bob goes to the station in Tomegbe***

| | |
|---|---|
| Drɛva: | Anisɛ! |
| Bob: | Yoo, kukɔ, awunila ɣa Lomé? |
| Drɛva: | Àta la ŋtɛ. ɛ fú ɔɣaa? |
| Bob: | Ɛɛ, ɛyala nú owu idzù? |
| Drɛva : | Akpéɖigbo nitsɛ. ɣa kɛtɛ tiké kɛ ba |
| Bob: | Ítí ɛyala ku wuédzofué? |
| Drɛva : | ɛvlatsɔɔ |
| Bob: | Iti ɛlaa? |
| Drɛva: | Éné ɔluɖigbo |
| Bob: | Drɛva ku ɣa |

**Notes**

| | |
|---|---|
| Àta la ŋtɛ | here they are |
| Tiké | ticket |
| Éné ɔluɖigbo | there is one person left |



Hosted for free on livelingua.com

**Questions:**

a) Bob, ɛ ɣa na?
b) ɛyala lɛ owuidzu?
c) Iti ɛyala wu bedzofoe?
d) Ene ɔlu ɛya?

**2)** Translate into Ikposso the following sentences

a) Which vehicle is going to Atakpame?

_____

b) I'm going to Heheatro.

_____

c) I will go to Amou-Oblo tomorrow morning

_____

d) My father will take the plane to Senegal

_____

e) We will take the canoe to Togoville

_____

f) I will bike to Gbatopé tomorrow.

_____

g) Where will you go tomorrow?

_____

**Situation**
You want to go to Badou. Try to find the right vehicle at the station, ask for the tariff, duration …

**TDA**
Go to the station in Tsevi.Get information about these tariffs:

Tsevié – Lomé
Tsevié – Atakpamé
Tsevié – Notsé
Tsevié – Gbatopé

Ask about vehicles and travel conditions. Come back to class with the information.



Hosted for free on livelingua.com

# Lesson 10

# Talk about one's state of health

**Objectives:**

After studying this lesson, trainees will be able to:

a) Name different parts of the human body
b) Talk about their state of health or ask for someone's state of health
c) Use the direct complement personal pronouns
d) Discuss Togolese ideas and behavior regarding sickness



Hosted for free on livelingua.com

**Dialogue**

***Tanya meets Aku on her way to her friend's house.***

| | |
|---|---|
| Tanya: | Ɔsiéttsuɛ Aku, ɛ vlɛɛ? |
| Aku: | Ɛɛ, na vlɛ. Ɛɣa na? |
| Tanya: | Ni ɣa anuyalɛ ayuɖunu. Ku yɛ mua? |
| Aku: | Ni ɣa nivu ɔgba/atike |
| Tanya: | O, mɛléwlé yɛ? |
| Aku: | Ni ké bui. ɛlu nu ɛmɛku kédzi nɔ |
| Tanya: | Bɔkɛ o. |
| Aku: | Yoo, Ewlésɛ |

**Dialogue in English**

| | |
|---|---|
| Tanya: | Young lady Aku, how are you? |
| Aku: | I'm fine, where are you going? |
| Tanya: | I'm going to my friend's house, and you? |
| Aku: | I'm going to buy medicine in the store |
| Tanya: | Oh, what wrong with you? |
| Aku: | I'm sick, my head and my stomach hurt |
| Tanya: | I'm sorry for you |
| Aku: | Ok, thank you |

**Cultural notes**

- ***People are not direct in saying what's wrong. They will first say everything is ok before they mention any sickness or sad news***
- ***Sickness is sometimes seen like a punishment from God or ancestors or caused by sorcery.***
- ***People will not necessary go to hospital or to a health center when they are sick, but they will try different treatments by themselves with medicine or traditional infusions***
- ***People believe a lot in traditional healers***



Hosted for free on livelingua.com

**Vocabulary**

Human body

| | |
|---|---|
| ➢ ɛlu | Head |
| ➢ ɛmɛku | Stomach |
| ➢ ému | Eye |
| ➢ áluku | Tooth |
| ➢ unuku | Mouth |
| ➢ útù | Ear |
| ➢ íyo | Nose |
| ➢ anatsɛ/uvu | Foot |
| ➢ éví | Breast |
| ➢ ùlí | Waist |
| ➢ ɛmɔ | Throat |
| ➢ ɛgba | Chest |
| ➢ ídu | Back |

Verbs

| | |
|---|---|
| ➢ ɣa kɔdzi | To go to hospital |
| ➢ mimi/dzí | To hurt/ache |
| ➢ ɖu abui | To have a shot |
| ➢ nyua ɔgba | To take medicine |
| ➢ vu ɔgba | To buy medicine |
| ➢ bui | To get sick |
| ➢ tífué | To have diarrhea |
| ➢ kpɔ ɔɣlɔ | To cough |

Expressions

| | |
|---|---|
| ➢ Mɛ léwlé yɛ? | What's wrong with you? |
| ➢ ɛmɛku ké dzí nɔ | my stomach aches |
| ➢ ɛlú ké dzi nɔ | I have headaches |
| ➢ Emú ka mimi ka Adzo. | Adzo has eye infection |
| ➢ Ni ɣa kɔdzi. | I'm going to hospital |
| ➢ Ni bé vu ɔgba/atike | I'm going to buy/I will buy a medecine |
| ➢ ɔmimi | pain |
| ➢ Uvla | worms |
| ➢ Ívu ɖu namɛku kévidzéɛ | the kid has stomach infection |
| ➢ ɖɔkita ɖu abui kana | the doctor/nurse gives me a shot |
| ➢ Évla ɖunu anu ɛmuku | I have worms |
| ➢ ɔɣlɔ ka kpɔnɔ | I'm coughing |
| ➢ Ni ké nyua ɔgba | I'm taking a medecine |



Hosted for free on livelingua.com

- ɛmɛku dzialu — Stomaches
- Sida ayubui — AIDS
- Uklo — cold
- ɔtífué — diarrhea

**Exercise**

- Make sentences with these verbs by using "dzí, mìmí"
- Alúkú _____
- ɛlú _____
- ɛmɛku_____
- útú _____
- émú _____
- uwɔ _____



Hosted for free on livelingua.com

## Grammar notes

i. The complement personal pronouns. They are:

nɔ
yɛ/ɛ
yi
wu
mi
ma

**Example:**

| | |
|---|---|
| Ɛlú ké dzí nɔ | my head aches |
| Ɛlú ké dzí yɛ | your head aches |
| Ɛlú ké dzí yi | her/his stomach aches |
| Ɛlú ké dzí wu | our teeth hurts |
| Alúku ké dzí mi | your teeth hurts |
| Alúku ké dzi dzí ma | their teeth hurts |

Sometimes they become:
Na
Yɛ
Yí
Wu
Mi
Ma

**Note**: they are used after the verb ''ka'' which means to give.

They can also become:
Nɔ
Yɛ
Fa
Wu
Mi
Nafa

NB: they are used after the verb '' ɖu'' (to have) and '' zɔ'' (to say)

## Exercises

Translate into Ikposso:

a) What's wrong with you?_____

b) I have stomachaches._____



Hosted for free on livelingua.com

c) My head aches._____

d) The kids are coughing._____

e) He is going to the traditional healer._____

f) You have malaria. _____

**TDA**

Talk with Mister X, ask him the common diseases in the area and their treatment.



Hosted for free on livelingua.com

# Lesson 11

# Express one's sympathy in a happy or sad event

**Objectives**:

After studying this lesson trainees will be able to:

1) Talk about the culturally accepted behavior during a happy or sad event
2) Use correct words and expressions to express one's sympathy in those events.



Hosted for free on livelingua.com

**Dialogue**

Ami: O! Yawa, ni nà tsi mu yɛ mu!
Yawa: ɛ. Anula abé ku, laku naɣa za nali kɔsiɖa ɛna.
Ami: O, Ni nà nu oɖe! Bɔkɛ o
Yawa: Yoo, éwlésɛ.
Ami: Uwolowu bé kélé.
Yawa: Yoo, abuɛ. Wuékualɛ

**Dialogue in English**

Ami: Oh, Yawa, I haven't seen you for a long time!
Yawa: Yes. My father died and I spent a month in my village.
Ami: Oh! I didn't hear that, I'm sorry for you
Yawa: Ok, thank you.
Ami: God will take care of every thing!
Yawa: Ok, well, see you.

**Cultural notes**

- ***It's very important to express one's sympathy to a friend, a collegue, your neighbor during a sad event (sickness, accident, death…) by visiting or making a symbolic gift of money, food or anything else depending on your relationship.***
- ***You do the same for happy events and you congratulate.***
- ***Failing to give a moral support (especially to pay a simple visit) would make people think that you have no regard toward people or you are not interested in the community in which you are living.***

**Proverb:** ***"ɔlu fu alula afua alu niɖu"*** *(He* who loves you will turn up at the right time.)



Hosted for free on livelingua.com

***Vocabulary***

Events:

- ikú — death
- áfɔkú — accident
- ubui — sickness
- anú — theft
- ívú lɛ ku kalu — fire
- ɔluna bi kalu — losing one's job
- úɖunú gbo kalu — house falling
- uwolowuvi du kalu — baptism
- uma — birth
- ɖoɖokpɔ kélé — passing a test
- fri ɔtɛ — Freeing (apprentices)
- ɛyimalu ɔkpɔlɔ — birthday celebration
- ɔsi ɔyɔ/ɔsifisɛ ékélé — marriage
- ɔluna ɔmu — finding a job
- ɛlúɔbuɛ kalu — to be lucky

Words and expressions:

- bɔkɛ — condolences (to you sing)
- bɔ kami — condolences(to you plural)
- ɔ bé ziɖu — It will be fine/better (sickness)
- Uwolowu bé kélé — God will handle the situation.
- Anɛlubuɛ — congratulations to you
- Amiɛlubuɛ — congratulations to you (plural)
- kpɔ aɣlaka Uwolowu/Uwolowu éwlésɛ — We thank God

Verbs

- ɖu bɔkɛ kalu — to offer one's sympathy/to give condolences
- mu nalu — to greet
- ɣa aluma/ɣa alufuɛ — to visit a person
- fusu alusu — to go to someone's house
- ɖu ɛlubuɛ kalu — to congratulate someone



Hosted for free on livelingua.com

**Exercises:**

**1)** Say the correct expression in these situations:

a) uwolowuvi

_____

b) ubui

_____

c) Afɔkú

_____

d) Free ɔtɛ

_____

e) uma

_____

f) íkú

_____

**Grammar notes:**

The emphatic form of the subject pronouns:
When emphasized or occuring in the middle of a sentence subject pronouns become:

| Ikposso | English | |
|---|---|---|
| àniɣla | I | Myself |
| yániɣla | you | yourself |
| ayiɣla | She/he/it | Himself/herself/itself |
| awuiɣla | we | ourselves |
| amiɣla | you | yourselves |
| atamiɣla | they | themselves |

Example:

Wuyɔ itsédé ka kɔmla ayiɣla — we offered money to Komla himself



Hosted for free on livelingua.com

**Exercises:**

Translate into Ikposso:

a) I congratulate my friend.

_____

b) We give condolences to Yawa

_____

c) You (plural) are lucky

_____

d) It will be fine/better

_____

e) Congratulations to you young lady.

_____



Hosted for free on livelingua.com

# Lesson 12

# Ask for help in an emergency case

***Objectives:***

After studying this lesson trainees will be able to:

1) Use appropriate words and expressions to ask for help in an emergency case
2) Use complement pronouns
3) Discuss the safety and security support system in their community



Hosted for free on livelingua.com

**Dialogue**

***During a travel, Atsu a Togolese young man tries to harass Elinore and she reacts.***

| | |
|---|---|
| Atsu: | ɔsiétsuɛ, ɛvlɛɛ? |
| Elinore: | ɛ, na vlɛ |
| Atsu: | Na ɖuɛɣa, à zɔ yɛ nu mɛ? |
| Elinore : | À zɔ nɔ nu Elinore. (***Atsu comes closer to Elinore***) |
| Atsu: | yanɛsɛ abuɛnɔ. Na fu nu niyɔ yɛ. |
| Elinore: | O, ni nà fuamɛ. Su yanɛluli kɔbu ɛ. Sénɔ laɖu, fé kélé mɛ, bu yanɛtu<br>***(Atsu reaching for her)*** |
| Atsu: | Yoo, na nu. Ata (ni ba tsi kélé fua) |

**Dialogue in English**

| | |
|---|---|
| Atsu: | Young lady, how are you? |
| Elinore: | I 'm fine. |
| Atsu: | Please what's your name? |
| Elinore: | My name is Elinore.<br>(***Atsu comes closer to Elinore***) |
| Atsu: | I'm interested in you, I want to marry you. |
| Elinore: | No, I don't like that. Be careful.<br>Leave me alone, don't do it, respect yourself |
| Atsu: | Ok, I understood. It's over now. |

***Cultural notes***

- ***Solidarity between people in the community is very strong, so you just call out if you need others' help.***
- ***In towns or big cities people are more individualistic, and may be more reluctant to offer help.***

***Guessing game:" azɔ*** la mɛ tu***"*** *(just a cry; it is used to gather people for help.)*



Hosted for free on livelingua.com

**Vocabulary:**

Theft:

| | |
|---|---|
| ➢ Íbubu! (I bububu…) | alarming cry in an emergency case |
| ➢ Ànùní ànùní! | Oh thief! |
| ➢ Ízɛyí! | Catch him! |
| ➢ Í zɛyí kana! | Catch him for me! |

Fire

| | |
|---|---|
| ➢ Íbubu! | alarming cry in an emergency case |
| ➢ Anu ɛkutɛ ké livu oo! | my house is on fire |
| ➢ Í ba tɛ kana oo/í tɛ na oo | come help me! |
| ➢ Né kú oo/ɛkuɛɖi azɛ nɔ oo | I'm dead |

Harassment/Attack

| | |
|---|---|
| ➢ Mɛ/mɛ lafa? | What's that? |
| ➢ Sénɔ laɖu! | leave me alone |
| ➢ Ni nà fúamɛ! | I don't like that |
| ➢ Su yanɛluli kɔbuɛ/ su yanɛtu kɔbuɛ! | be careful |
| ➢ Fa mé kélé kana mɛ | don't do that to me. |
| ➢ Ɓu yanɛtu | respect yourself. |
| ➢ Dzénu anuné/nyanu analɔ | get away from me |
| ➢ Kɔsu yanu kpié kɔbuɛ! | take care of your dog/control/watch your dog |
| ➢ ɔwɔ, í bé yaɖu nu ni wui, | snake, snake, come help me kill it |

Sickness

| | |
|---|---|
| ➢ ɔnà buɛ kana | I'm not doing well |
| ➢ Ní ɖula ɣa Lome | I have to go to Lome |
| ➢ Na ɖu ɛɣa/kukɔ Ífusu owu kana | please find a vehicle for me |
| ➢ Na ɖu ɛɣa /kukɔ, zɔ Afi kana | please, call me Afi |
| ➢ Ní ɣa anuyalɛ fuɛ ní ba | I will visit my friend and I'll be back |
| ➢ Ní nà fotsika ba émié | I won't be back today |
| ➢ Ne tsika ba nu dzoɖagbé | I will be back on Monday |

To propose help

| | |
|---|---|
| ➢ Ní ya ɖu yɛ? | May I help you? |
| ➢ Ní lu sɛ? | May I help you take your load off? |
| ➢ Afu nu ní kélé mɛ kɛ? or Afu nu ni vani? | What can I do for you? |



Hosted for free on livelingua.com

- Ní fusu owu kɛɛ? naɖuyɛ ɛɣa, ɛɛ — will I find a vehicle for you? please yes
- o, éwlésɛ — no thanks
- Ɛɛ, ɔ ba buɛ nɔ. — Yes, I will like that.

**Exercises**

If you were in these situations what would you say?

a) Anu ɛkutɛ ké lívù (fire in your house)

b) Anú (theft)

c) ɖu alu ɛsɛɣa (harassement)

d) ubui (sickness)

**Grammar notes**

Complement pronouns

| | |
|---|---|
| Sé nɔ laɖu | leave me alone |
| Ní fusu owu kayɛ | I will find a vehicle for you |
| Ku yaɖu fa | let's help him |
| Mi béya ɖuwu | come help us |
| E yaɖu mi | he helps you (pl) |
| E yaɖu nafa | he helps them |

**Exercises:**

**1)** Answer the following questions in affirmative:

a) Ní ka yɛɛ? ɛɛ kana_____

b) Ní luyɛɛ? _____

c) Níwa yɛɛ? _____

d) Ní gba ka yɛɛ? _____

e) Ní kélé ka yɛɛ? _____

f) Ní zɔyi ka yɛɛ? _____



Hosted for free on livelingua.com

Zɔ = to call
lù = to take a load on…
Sè = to take a load off…

**2)** A: ask questions to have answers from B:

"Kɔku nu mɛ?" or "Jen nu mɛ?"

| | |
|---|---|
| 1<br>Kɔku nu:<br>–<br>–<br>–<br>– | 2<br>Nancy nu:<br>- Sé laɖu<br>- Su yanɛtu kɔbuɛ<br>- Bú yanɛtu<br>- Fé kélé kana mɛ. |
| 3<br><u>Maria nu</u>:<br>- Ífusu owu kana<br>- ɔ nà buɛ kana.<br>- Mi bla nɔɖu ɣa kɔdzi<br>- zɔ kɔmi kana | 4<br><u>Jen nu:</u><br>–<br>–<br>–<br>– |

B: Ask questions to have answers from A:

"Maria nu or "Nancy nu

| | |
|---|---|
| 1.<br>kɔku nu:<br>í zɛ yi kana oo!<br>ànuni!<br>íbubu!<br>Anu ɛkutɛ ké livu oo | 2<br>Nancy nu:<br>-<br>-<br>-<br>- |
| <u>Maria nu:</u><br>-<br>-<br>- | <u>Jen nu:</u><br>- Nekú ooo!<br>- I ba tɛ kana oo!<br>- I be yaɖu nɔ oo! |



Hosted for free on livelingua.com

**3)** Which words or expressions would you use in these situations:

Sickness

Attack (theft)

Death

**Situation:**

a) You go to a bar and you see somebody who tries to take your bike. React.

b) You are at your post, you are not doing very well and you cannot walk. What would you do?

How would you tell your homologue when he visits you?

**TDA**:

a) Go to a trainer or someboby in the community who comes from your region and ask him about specific words and expressions people use in case of emergency (if it is possible).

b) Do the same with your host father to know what your host community does.



Hosted for free on livelingua.com

# Lesson 13

# Talk about her/his work

**Objectives:**

After studying this lesson trainees will be able to:

1) Use appropriate vocabulary and the conditional tense to talk about his/her job in the community
2) Discuss the importance of foreign help (especially American help) in Akposso communities.



Hosted for free on livelingua.com

**Dialogue**

***Susane a PCV goes to the Chief of her post. She introduces herself and explains her job to him.***

Alévlé: ɔsiétsuɛ ánisɛo!
Susane: Yoo. Ìvua, Alévlé.
Alévlé: ìvua, anidza. Ɛvlɛɛ?
Susane: ɛɛ, na vlɛ.
Alévlé: Àmàniá.
Susane: Na ba nu ni zɛví anɛtu wayɛ.
Alévlé: Abuɛ, wani la yɛ?
Susane: Na lɛ Amerika ɛmɛbuɛlunani nu Peace Corps. Na ba nu ni ba nɔlu ɖumi.
Alévlé: Awu ɔlunala ɛya ba bana?
Susane: Na su ɔsiétsuwani sukusɛ ɔɖunu alɔ. Na wa sukuviwani nu ɔlunakplaniwani ɛsɛ. Na nɔlu nu ɛsɛwàníwánì nu ɔlunaniwani.
Tɔgbui: Yoo, abuɛ ŋtɔ. Á nisɛ.

**Dialogue in English**

Chief: Welcome, young lady.
Susane: Good morning honorable chief.
Chief: Good morning my daughter, how are you?
Susane: I'm fine.
Chief: What's the reason of your visit?
Susane: I'm here to introduce myself to you.
Chief: Ok, who are you?
Susane: I'm an American Volunteer and I will work with you.
Chief: What kind of job will you do?
Susane: I'm here to work for girls' education and empowerment. I will teach students and apprentices. I will work with patrons and teachers.
Chief: Well, you are welcome.

**Cultural notes**

- ***Americans are well regarded in the community and everyboby would like to be friend or to collaborate with them.***
- ***People think Americans are rich and powerful and have solution for any situation***

***Proverb: "ɔluna abuɛ ɛsɛ"*** (work makes life value)



Hosted for free on livelingua.com

**Vocabulary:**

Words and expressions:

**GEE:** ɔsiétsuwani atami ɛsɛ ɔɖunalɔ. Na nɔlu ku ɔsiétsuwani atami alɔaɣa.

| | |
|---|---|
| ➢ Suku | school |
| ➢ Sukuvi | student |
| ➢ ɛsɛwani/tsitsa | teacher |
| ➢ ɔlunakplani | apprentice |
| ➢ ɔlunawani | patron |
| ➢ íla nu ína | parents |
| ➢ Kɔlɛdzí | college |
| ➢ ɔlunali | office/workroom |

**CHAP:** ɛtusɛ nu alílí

Na nɔlu ku aliélí aluwani atamiɛtusé

| | |
|---|---|
| ➢ kɔdzi | clinic, hospital, health unit |
| ➢ Ðɔkita | nurse, doctor |
| ➢ Ðá uví | to weigh child |
| ➢ Ðu abɔta /tsi abɔta | to vaccinate |
| ➢ ɛkuyɛɔka uvi | child nutrition |
| ➢ Uma | to give birth |
| ➢ Uvi nani | mothers |
| ➢ Sida ayubuié | AIDS |
| ➢ Ubui | sickness |
| ➢ Akɔta ékélé nu uvima tu | family planning |
| ➢ Na nɔlu ɖunu évidzéwani | I will work with kids |
| ➢ Na nɔlu ɖunu uvinaniwani | I will work with mothers |

**NRM:** Belélé ka ɛkuwani ke tsika ɖuwu.
Na nɔlu ku bélélé ka ɛkuwani ka tsika ɖuwu.

| | |
|---|---|
| ➢ Usi | farm |
| ➢ Usivlini | farmer |
| ➢ Nu si | in the farm |
| ➢ ítsu | tree |
| ➢ Ugbata ɔyɛ | vegetables |
| ➢ À vlí usi muani? | How to make a farm? |
| ➢ Ðu itsu | to plant trees |
| ➢ Ðu ugbata ɔyɛ ani? | to plant vegetables |
| ➢ iwoviuwani | animals |
| ➢ Tu iwovini | to raise animals |
| ➢ Kpɔ etule | to construct a stove |



Hosted for free on livelingua.com

**SED:** udzasɛwani atmi ɔɖunalɔ

Na nɔlu ku udzasɛwani atami alɔɣa.

- ɛkuyi ni — trader
- Fiasé — shop
- Fiasé ɔla — shop keeper/owner
- ɛsɔ ɔdzɔ — tontine
- ɛsɔ ɔdzɔ ɔɖu — to create a tontine
- Wɔ itseɖe lɛ — to save money
- Banki — bank
- Nɛ ɛga/nɛ itseɖe — to have a loan
- Nɛ ɛga kɛkuyini — to give a loan to traders
- Zi (idzu) — to pay
- Vu — to buy
- Alé — profit/benefit
- Mu alé — to make benefit

Verbs

- ɣɛsɛ kalubu — to sensibilise
- wa alu ɛsɛ — to teach
- Ðu aɖanyu kalu — to advise

Expressions

- Na ɣɛsɛ ka sukuviwani tunu Sida ayubuiyɛ tu — I sensitize students on AIDS.
- Na ba ɣɛsɛ ka ɛsɛwaluniwani tunu alɛnɛ à fɔna zɛ sukuviwani — I will sensitize teachers on how to take of students.
- Na ba ɣɛsɛ ka uvinaniwani tunu évidzéwani atami ɛkuyɛtu — I will sensitize women about child nutrition
- kualɛ ɖunu… — to have a meeting with…
- ɛ ka na mɛ? — What's your profession?
- Awu ɔluna la ɛ ba na? — What job will you do?
- ɛ fɔba na awuluna nɛ mɛ? — What job are you here for?

**Grammar notes:**

i. Review the present habitual and the future tense.
Use the following verbs in sentences.

- ɖu itsu
- ɖu abɔta
- ɖa uvi
- nɛ ɛga
- wa ɛsɛ
- ku alɛ

* In the present habitual.
Example: ni ka ɖu itsu ɖu nu sukuviwani



Hosted for free on livelingua.com

* In the future tense.
  Example: nab a ɖu itsu nu esivliniwa

ii. Conditional tense
The stucture is

| |
|---|
| "subj + funu contacted pronoun + verb + object" |

NB: the contracted pronouns are: ni, kɛ, tɔ, ku ki ka. (See the lesson on Invitation.)

Na funu ni ɣa usi

To express a goal:
You change "di" "in "n wò ni" with another verb:

| | |
|---|---|
| ba | to come |
| ɣa | to go |
| tsika ba | to come back |

Example:

| | |
|---|---|
| Na ba nu… | I came to … |
| Na ba nu ni nɔlu ɖunafa | I came to work with them |
| Na ɣa nu... | i went to... |
| Na ɣa kɔdzi nu ni ɖu abɔta ku évidzéwani. | I went to the hospital to vaccinate kid kids |
| Ne tsika ba nu… | I came back to …. |
| Ne tsika ba nu ni nɔlu ɖunu ni ɔsiwani | I came back to work with women |

**Exercises**

1) Make sentences with: "Na fu nu" ''na ba nu'' ''na ɣa''.

2) Dialogue: during her post visit Laura explains her job to her host father Kofi

| | |
|---|---|
| Kofi: | Anisɛ! |
| Laura: | Yoo, izua. |
| Kofi: | nabuɛ,uɖunu ɔlɛ? Naɖuyɛ ɛɣa, awu ɔluna la ɛba nu kɛ ba na nɛmɛ? |
| Laura: | ɛɛ, ɔlɛ. Na ba nu ni yaɖu mi. |
| Kofi: | muani? |
| Laura: | Na ba nu ni nɔlu nu ɖɔ kitawani.Na ba ɖu abui (nu kɔdzi). Na ba ɖu abui ku évidzéwani. Na bé ɖa évidzéwani. Na wa ɔsiétsuni ɛsɛ, ku Na wa alɛnɛ à na kpɔdzogba. |
| Kofi: | Abuɛ kpa. E yi Yeremy? |
| Laura : | ɛɛ, ɔɖu Aɖiva. |
| Kofi: | ɔ ka na mɛ nɛfɛ? |
| Laura: | Á fɔna ɖu itsu ɖunu ésivliniwani. A fɔna wa ɔsiwani álɛ́naɛ àfɔ na ɖu ugbata ɔyɛ (ɔkpɔ iɖetsi). |



Hosted for free on livelingua.com

Kofi: Yoo, ɔsiétsuɛ, wuékualɛ o.
Laura: Yoo, wuékualɛ.

Questions:

a) Aɣa lu lanu Laura?
b) Awu ɔluna la Laura aba kɔ ba na?
c) Awu ɔluna la Yeremy a fɔna na?

**Situation:**

You meet a community member who wants to know more about your program and the job you will do at your post.Explain it to him/her.

**TDA**

Go to your host father and ask him to explain his job to you. (What he does exactly).

Tell him about your work. Report it to the next class.



Hosted for free on livelingua.com

# Useful expressions

## 1) Conversation managers:

| | |
|---|---|
| ➢ Naɖuɛɣa/kukɔ | please/excuse me |
| ➢ Blɛwú | slowly |
| ➢ zɔ blɛwú | say it slowly |
| ➢ tsi zɔ | say it again |
| ➢ ayiliè lanu mɛ? | What does it mean? |
| ➢ Ni nà nu ayili | I don't understand it. |
| ➢ Ni nà nu. | I can't hear. |
| ➢ ɛ nu ayilii? | Is that clear for you? |
| ➢ Ayii alii? | Is that clear? |
| ➢ Ayii nà li kana | It's not clear for me. |
| ➢ A tsɔ fufua | It's too fast |
| ➢ Zɔ blɛwú ku ni nu ayili kɔbuɛ iwell. | say it slowly so that I can understand |
| ➢ A zɔ nu mɛ? | You said what? |
| ➢ Mɛ? | What? |
| ➢ Nà lɛ ɛsɛɖi | It's not a problem |
| ➢ ɛ nu ayilii?? | Do you understand? |
| ➢ Ɛɛ, na nu ayili. | yes, I do |
| ➢ O, ni na nu ayilii | No, I don't |
| ➢ Ɛ nuu? | Did you hear that? |
| ➢ Ɛɛ, na nu. | Ok, yes I heard it. |
| ➢ Ɛsɛ sisii? | Is it true? |
| ➢ Ɛɛ, ɛsɛ sisi. | It's true. |
| ➢ Ni nà mu o | I don't know |

## 2) To express needs:

| | |
|---|---|
| ➢ Ɔmɔ kawlinɔ | I'm thirsty. |
| ➢ Nè nyua ivi | I will/want to drink |
| ➢ uvlɛ ka tsinɔ | I'm hungry |
| ➢ Na yɛku | I will/ I want to eat |
| ➢ ɛku | thing in general |
| ➢ iɖè wi nɔ | I'm tired |
| ➢ ni yawla blamɛ | I want to relax a little |
| ➢ Ni ɣa éɖinimɛ | I'm going to the bedroom |
| ➢ Ni ɣa itsuava niba | I want to use the latrine |
| ➢ Ufu kakanɔ | I'm hot |
| ➢ Uklo ka wunɔ | I'm cold |
| ➢ Na funu ni kpla ɛsɛ blamɛ | I would like to study a little |



Hosted for free on livelingua.com

**3) At home:**

- Agooo! — excuse me(before entering a house)
- ɔluɛ kó bá — ok, come in
- anisɛ/nabuɛ — welcome
- Naɖuɛɣa zati/kuku zati — please, have a seat
- Naɖuɛɣa/kukɔ izati — please, have a seat (to more than one person)

- Ni ɣa ɔlunali ni ba — I'm going to the office and I will be back
- Ni ɣa udzali ni ba — I'm going to the market and I will be back
- Wlisi ba — come back early
- ɛwuiɛ kɔ buɛ — have a good day
- Ká dzɛ ŋɛ — let's eat
- kuy ɛ ku/ba y ɛ ku — come let's eat
- ɛtsɛ o — see you tomorrow

**4) On travel:**

- Ni ɣa uné ni bá — I'll travel and I will come back
- ɔné kɔ buɛ o — safe journey
- ɔné kɔ buɛ kami — safe journey(to more than one person)
- Wlisi ba! — come back early
- ɛkubuɛ kɔ ba — bring good things back
- uné aluwani mua? — What about people from where you come from?
- Bayí bayí — bye bye

**5) Compliments:**

- Yanu awuɛ abuɛ nɔmu — your dress is very nice.
- ɛ buɛ nɔmu — you look nice
- ɛ buɛ nɔmu tu iɖikaɖiɛ — you look so nice this morning
- Yanu awuɛ abuɛ nɔ — I like your dress
- abuɛ nɔ — like it.
- ɔvlɛyɛ abuɛ nɔ — I like the cloth

**6) At work:**

- Yanu ɔluna oo! — Good job
- Yoo — ok
- Ɔlunaɛ mua? — What about the work?
- Mi ɖu ayavaa? Ɛɛ wu ɖuayava. — how are you doing with it?/ we are on it
- ɔlunaɛ lésétu — the work is very difficult
- ɔlunaɛ nà buɛ okélé — it's not easy to do./it's not an easy job



Hosted for free on livelingua.com

**7) The weather:**

- ufukaka — it's hot
- ufukaka fufua — it's very hot
- uklo ka wu fufua — it's very cold
- ulu — wind
- ulu kétu — it's windy
- aɖi ke zi/ aɖi ka luia — it's raining
- Ɔvɛ ka lu — it's shining.
- a ɖi ba bé zi — it will rain
- ɛfu aɖulu — it's dark

**8) At a feast:**

- azayɛ abuɛ ŋtɔ — the feast was very good
- aza buɛ — good feast
- aza kɔbuɛ kɛ — good feast to you
- ilufi kɛ — New year to you

**Other expressions**

- Ayilié nu… — it's means that…
- abuɛ nu… — it's good that……
- Alɛ ɖiɖi nu… — It's important to
- alɛ mu … — it seems to me that…



Hosted for free on livelingua.com

# English to Ikposso Glossary

**A**

| | |
|---|---|
| accident | afɔku |
| ache | dzi/ mimi |
| across | tsuku |
| act (behave) | kélé |
| action | ɛku kélé |
| advance | wlizi ɣa |
| advice | àɖaŋù/susu |
| after | ayiɖu |
| afternoon | iɖiséna |
| again | tsi…ké |
| age | iluɛ ɖu kalu |
| agree | na ɖu nɔlu |
| airplane | owuɪɛnululi |
| all | ɔta dza |
| alone | ayiɖi |
| already | ni |
| also | ɔtabi |
| always | nɛyi nɛyi |
| America | Amerika |
| ancestor | alévléniwani |
| and | nu |
| animal | uwoviɛ |
| another | ébéné |
| answer | na |
| any | ɛɖi nɛɖi |
| anything | ɛku ɛɖi nɛɖi |
| appear | fué |
| arm | uwɔ |
| around | ɛtu (yanɛtu) |
| as | mu |
| ask | bié |



Hosted for free on livelingua.com

**B**

| | |
|---|---|
| bad | obì |
| bag | akpó, àkpɛtɛ |
| ball | bɔlù |
| banana | aklate |
| bank | bankì |
| barber | báàbà |
| basket | kusi |
| bathroom | ɔkpɔwali |
| battery | tɔtsina |
| beach | ɔbɛlatsɛ |
| beat | kpɔ |
| beautiful | buɛ |
| become | tsika |
| because | ntɛ/ayilielanu |
| bed | àɖava |
| bedroom | éɖinimɛ |
| beer | bíya |
| begin | todzi |
| behind | iɖu |
| believe | bunu/tɛnu |
| Between | Ili |
| big | obé |
| bird | ivlɔ |
| bite | tsi |
| black | lɔ/ɔwuɛ |
| blood | ɔvlɔ/ɛsɛfua |
| book | ivli |
| bottle | atupa |
| box | iko |
| boy | uluvi/ ilɛ |
| break | gbɔ |
| bridge | ɛgba |
| burn | livu |
| bureau | ɔlunali |
| buy | vu |



Hosted for free on livelingua.com

## C

| | |
|---|---|
| call | zɔ |
| canoe | àkló |
| car (auto) | owu |
| carpenter | kapita |
| carry | lú ɔnu |
| catch | zɛ |
| cement | sìmá |
| century | ilu alafa eɖigbo |
| chair | ablégɔ/kpokpu |
| change | tsika |
| chat | wlaɛsɛɖu |
| chief | ɔwli |
| church | Uwolowuɖunu/tsɔtsi |
| cigarette | sìgá |
| city | alili |
| classroom | sukuɖini |
| clean | wélé |
| close | li |
| cloth | ɔvlɛ |
| coconut | yovoɖi |
| come | bá |
| comic | sɛnumɔli |
| complain | binya |
| console | ɖɔ ɛmɛ kaluɛ |
| corn | dzuklɔ |
| cry | wlɔ |
| cut | tsuku |

## D

| | |
|---|---|
| dance | là |
| dark | ɖúlú |
| daughter | ɔsi/ idza |
| day | ɛɣi |
| deep | ayilini |
| depend | tunu |
| differ | sali |
| different | ɛlu ɛlu |
| disease | ubui |
| dish | ɔku |



Hosted for free on livelingua.com

| | |
|---|---|
| do | kélé |
| doctor | ɖɔkita |
| dog | ukpi |
| door | gavɔ |
| dry | wlí |
| dream | ɛlɛ wualu |
| duty | ɔluna ɔna |

**E**

| | |
|---|---|
| each | ɛɖi nɛɖi |
| egg | ɔwúlùù |
| encourage | ɖu ɔlu ikpa |
| end | ata |
| enemy | ɔlu mliya nɔlu |
| enjoy | ɖu ɛɖi |
| evening | iɖisena |
| everybody | ɔlu sia lu |
| everything | ɛku ɛɖi nɛɖi |
| everywhere | ɛ fuwa dza |
| extra | fufua/ kpa nabuɛ |
| eye | ému |



Hosted for free on livelingua.com

## F

| | |
|---|---|
| face | alɔ |
| fall | lɔ |
| famous | …ka |
| far | nu |
| farm | usi |
| farmer | usivlini |
| fast (rapid) | nɛnɛ/kɔtsɔ |
| festival | ŋkeke nyuɛ/azayi |
| few | blamɛ |
| fire | ivu |
| first | klé klé |
| Flower | flower |
| food | ɛkuyɛ |
| force | ikpá |
| foreigner | ɔlufi |
| forest | ufuli |
| forget | tému |
| fork | gáfo |
| forward | alonu |
| fry | nu |
| full | émé |

## G

| | |
|---|---|
| game | íbuélé |
| gate | agbo |
| gather | kpɔɖu |
| get | tɛ |
| gift | ɛku kalu |
| give | ka/ kalu |
| glass (drinking) | ɔfinyuakɔpú |
| god | Uwolowu |
| gold | sika |
| green | ugbatawla |
| ground | uti |
| groundnut | akitiwa |
| grow | wini/vi |
| guest | ɔlufi |



Hosted for free on livelingua.com

## H

| | |
|---|---|
| habit | ɛku kélé nɛyi nɛyi |
| hair | ɛlɔ |
| half | itsɛ |
| hand | uwɔ |
| handsome | dzɔ olévi |
| happen | dzɔ |
| happiness | ɛ ɛɖi |
| health | ɛtusé |
| hear | nu |
| heart | ɔvɔ |
| height | ovi |
| high | vi ɣava |
| history | ɛsɛ dzɔ béli |
| hole | dza |
| honest | ɔlu zɔ ɛsɛsi |
| hunter | áɖéla |

## I

| | |
|---|---|
| idea | susu |
| if | mu |
| immediately | étsiɖigbo |
| important | ɖiɖii |
| inspector | ɔlu kɔsu ɔlunava |
| interesting | buɛ nalu |
| invite | kpéalu/ zɔ alu ka… |
| iron | àwùligá |



Hosted for free on livelingua.com

## J

| | |
|---|---|
| job | uluna |
| join | kélé éɖigbo |
| joke | ibuélé |
| journey | unéɣa |
| joy | ɛ ɖi |
| justice | ɛsɛyisiɔzɔ |

## K

| | |
|---|---|
| key | safué |
| kill | wú |
| king | ɔwli |
| knee | aɖukú |
| knife | iɣɛ |
| know | yi |

## L

| | |
|---|---|
| labor | ɔluna |
| ladder | àtsɔrókpé |
| land | uti |
| language | iɖiɔmu |
| last | buaɖu |
| late | ki ìɖu |
| laugh | imɔli |
| laɖw | usé |
| lead | tɔ nalɔ bla ɔluɖu ɣa |
| learn | kpla |
| leg | anatsɛ |
| length | ɔnuli |
| life | inyéza |
| listen | kpanu/nu |
| long | nuli |
| look | kɔsu |
| lose | nya |
| luck (good) | ɛlibuɛ |



Hosted for free on livelingua.com

## M

| | |
|---|---|
| malaria | fiva |
| male | uluvi |
| manioc | agbéɖi |
| manner | alɛnɛ |
| many | bu/kpékpé |
| maybe | ɛ ɖisu |
| medecine | ɔgba |
| meeting | ékualɛ |
| merchant | ɛkuyini |
| miracle | nukunu |
| mirror | nukponu/apipi |
| month | ùtsi |
| moon | útsí |
| mountain | íto |

## N

| | |
|---|---|
| nation | ìlúku |
| nationality | ɛfuɛni lanɔlu |
| near | kplé tù |
| nearly | ɖɔ |
| neck | ɛmɔ |
| never | yɛɖi yɛɖi |
| new | ɔfi |
| night | íɣli |
| noone | ɔlu ɛ ɖikpékpé + nà… |
| nose | iyo |
| now | ɛvu/ɛvla |

## O

| | |
|---|---|
| ocean | ɔbɛ kika/apu |
| office | ɔlunali |
| old | ɔwini |
| open | zélé |
| opinion | ɔlu ayɛ sɛ mu |
| or | ni |
| order | ɖoɖo |
| other | ebene |



Hosted for free on livelingua.com

## P

| | |
|---|---|
| pack | wleɖu |
| package | ɔnu wleɖu |
| pants | itsu |
| papaya | péya |
| paper | ívlí |
| past | béli |
| pay | zí |
| Peace | ɛtúɖɔ |
| period | iti |
| permit | ka uné |
| people | alu |
| person | ɔlulu |
| pillow | suɖé |
| pineapple | anasé |
| piss | zuwlényi |
| place | ɛfu |
| plantain | àblidzò |
| plate | plɛtɛ |
| policeman | sɔdza |
| poor | aga |
| post office | pósù |
| pot | íwé |
| prefer | buɛ ba |
| pregnant | li namɛ |
| prepare | wléɖu/ sili/yea |
| president | ɔluka |
| pretty | buɛamu/ dzɔ isiétsu |
| priest | faɖa |
| profit | alé ɔmu |
| progress | alonu ɔɣa/alɔɣa |
| promise | zɔ ɛsɛlɛ |
| punishment | zɛ nyuɛ utu kɔlu |

## Q

| | |
|---|---|
| queen | ɔsiwli |
| question | ɛsɛ biésu |
| quicly | nɛnɛ |
| quiet | ɛsɛɣa maɣa/ninuɛsɛ |



Hosted for free on livelingua.com

## R

| | |
|---|---|
| rain | aɖi |
| raise | tu |
| reach | wi |
| read | ɣa |
| receive | tɛ |
| red | ɔvɛ |
| respect | ɔlubu |
| rest | zawla |
| return | tsika bá |
| ripe | avɛ |
| rope | ukù/ ɛdzɔ |
| rubber | rɔba/anyɛ |
| run | tí |

## S

| | |
|---|---|
| sack | àkpò |
| salary | idzu |
| say | zɔ |
| scream | ɛwlɔ |
| see | kɔsu/su |
| separate | (yɔ) lɛ ɛlu |
| share | ma |
| short | kplétu |
| show | wa |
| sick | bui |
| since | tù |
| sit | ɛfu za |
| slow | blɛwù |
| small | tínya |
| south | uwla |
| speak | ɣa ɛsɛ |

## T

| | |
|---|---|
| table | ɛkplɔ |
| talk | zɔ ɛsɛ |
| tall | vi |
| than | bà |
| then | ayiɖué |



Hosted for free on livelingua.com

| | |
|---|---|
| thank | éwlésɛ |
| there | ɛfɛ |
| throw | vu |
| thus | ayɛlutɛ |
| tooth | aluku |
| travel | ɣa uné |

**U**

| | |
|---|---|
| until | bésinu |
| university | suku kika/ “université” |

**V**

| | |
|---|---|
| vaccinate | ɖú abɔta/tsi abɔta |
| volunteer | ɛmɛbuɛlunani |

**W**

| | |
|---|---|
| wait | ya |
| wake up | nyé |
| walk | sɛ |
| warn | kla ɔlu lɛ/zɔ lɛ |
| wash | wélé |
| water | ívì |
| welcome | nabuɛ/anisɛ |
| well | vuɖo |
| wide | obé |
| wind | ulu |
| window | flɛsɛ |
| with | ɖunu |
| work/ a work | ɔluna |
| write | ŋlo |

**Y**

| | |
|---|---|
| Yam | ísí |
| yesterday | adza |

**Z**

| | |
|---|---|
| zone | ɛfu |
| zero | ɛku ákpá |



Hosted for free on livelingua.com

Months in Ikposso

| English | French | Ikposso |
|---|---|---|
| January | Janvier | Ulatu |
| February | Février | Gbagblawawa |
| Martch | Mars | Zata |
| April | Avril | Ulawlive |
| May | Mai | Ukuluia |
| June | Juin | Inaglo |
| July | Juillet | Nekuneku |
| August | Août | Ipuatsyo |
| September | Septembre | Ipuana |
| Oktober | Octobre | Iwle |
| November | Novembre | Iwletsyo |
| December | Décembre | ɛyɛbuele |

NB: Currently, young people don't use Ikposso months that much; they rather use French months while speaking Ikposso.



Hosted for free on livelingua.com