LAMA (LAMBA) O.P.L. WORKBOOK

(Oral Proficiency Learning)







Hosted for free on livelingua.com

Acknowledgement

Peace Corps Togo is very pleased to present the first ever Lama local language manual to Peace Corps Togo Trainees and Volunteers. This manual has become a reality due to the meticulous work of many people.

The training team expresses its deepest gratitude to the Peace Togo Country Director Carolina Cardona, for having taken the initiative to have materials developed in local languages. His support is tremendous.

The team is grateful to Peace Corps Togo Admin Officer, Kim A. Sanoussy and all the Administrative Staff for their logistical support and for having made funds available for this material development.

A genuine appreciation to the language Testing Specialist Mildred Rivera-Martinez, the Training Specialist Rasa Edwards, to Stacy Cummings Technical Training Specialist, and all the Training Staff from the Center for their advice and assistance.

A sincere gratitude to Peace Corps Togo Training Manager Blandine Samani-Zozo for her guidance and lively participation in the manual development.

A word of recognition to all Peace Corps Volunteers who worked assiduously with the training team by offering their input.

Congratulations to Trainers Tapétlou Kodjo Passinda, Aïcha Oura-Sama, Agbeko Dogba and the Training Secretary Jean B. Kpadenou who have worked diligently and conscientiously to develop this manual.

Hosted for free on livelingua.com

To the learner

Congratulations to all of you Peace Corps Trainees and Volunteers for your acceptance to learn a new language. Of course learning a new language is not easy, but with dedication you will make it and achieve your goals.

This manual is competency based and contains useful expressions related to all training components such as technique, health, safety and security. This will build up your ability to communicate in local language and will bring you closer to the community with which you will work.

This capacity will also enable you to know your community better. You will participate effectively and with increased personal satisfaction in the type of cultural and technical exchange that Peace Corps has been advocating for since its creation.

Some suggestions for succeeding in this learning process are being receptive and taking risks. Use the new language, analyze it and be methodic. Search for new words with friends, host families, and counterparts.

The training staff invites you to share your comments in the event that it becomes necessary to revise the material. Any kind of feedback would be most welcomed.

Send it to:

Peace Corps Togo Training Manager

B.P.3194

Lome´, Togo

Have fun and enjoy using this manual.

Hosted for free on livelingua.com

Table of Contents

Page

Acknowledgement ..... **ii**

To the learner ..... **iii**

The Lama alphabet **1**

Lesson 1 Greetings **4**

Lesson 2 Introduce oneself and someone else **11**

Lesson 3 Present one's family **18**

Lesson 4 Buying essential items **26**

Lesson 5 Talk about food habits of the host country **34**

Lesson 6 Invite someone, accept or decline an invitation **42**

Lesson 7 Talk about daily activities **47**

Lesson 8 Ask for and give direction and time **52**

Lesson 9 Talk about transportation **59**

Lesson 10 Talk about one's state of health **65**

Lesson 11 Express one's sympathy in a happy or sad event **71**

Lesson 12 Ask for help in an emergency case **76**

Lesson 13 Talk about her/his work **79**

Useful expressions **85**

English-Lama Glossary **87**

Hosted for free on livelingua.com

The Lama alphabet

The lama alphabet has 27 letters: 12vowels and 15 consonants.

A	C	Ð	E	Ǝ	Ɛ	F	H	I	ɨ	ɭ
a	c	ɖ	e	ə	ɛ	f	h	i	ɨ	ɪ

K	L	M	N	Ñ	Ŋ	O	Ɔ	P	R
k	l	m	n	ñ	ŋ	o	ɔ	p	r

S	T	U	Ʊ	W	Y
s	t	u	ʊ	w	y

Vowels

a e ə ɛ i ɪ o ɔ u ʊ ŋ

Tones

The lama language has

yalá	eggs
yalà	women

Double consonants
Kp-kpeɖ ə = chair

Hosted for free on livelingua.com

The lama alphabet is nearly phonetic. In general, each letter represents a single sound, and a given sound is always represented by a single letter (or combination of letters).

Letter	Pronunciation (similar sound in English)	Lama Example	English Translation
a	f**a**ther	**afa**	pig
c	church	camar	hen
ɖ	leather (but made by flicking the tongue against the palate toward the back of the mouth)	ɖɛm	potash
e	m**a**te	ten	trees
ə	mate	sələm	drink
ɛ	r**e**d, b**e**t	rɛ	house
f	**f**ish	fɔfɔ	soap
h	**h**at	hatə	leaves
i	f**ee**t	ci	father
ɨ		mɨlɨm	flour
ɩ	b**i**t	rɩ	go
k	**k**itten	kádə	Difficult, hard
kp	say pick-pocket fast; drop the "-ket" then the "pi"	akpar	group
l	**l**ady	lʊkʊr	well
m	**m**an	maan	rice
n	**n**et	naa	cow
ŋ	si**ng**	ŋ liwa ya? naŋtə	(Morning greeting) meat
ñ	French "*pei**gn**er*", Spanish "*se**ñ**or*"	ñɩsə	hair
o	no	yo	child
	p**aw**, l**o**g	kɔɔr	medicine
p	**p**ick	pəpaʊ	towel
r	Af**r**ica (but roll the "r" a little)	Afrika	Africa
s	**s**it	səsɛ	elder
t	**t**ip	tɛtə	Land,earth

Hosted for free on livelingua.com

Letter	Pronunciation (similar sound in English)	Lama Example	English Translation
u	l**oo**p	sú<u>k</u>úl sú	School dram
ʊ	between "**o**" and "**u**", but the sound remains only in the throat	tʊ<u>t</u>ə	food
w	**w**ish	<u>w</u>arasə	money
y	**y**ou	<u>y</u>o	child

Notes:

Sometimes **ɖ** and **r** are used as the same letter

For example: rɛm potash
ɖɛm potash

Hosted for free on livelingua.com

Lesson 1

Greetings



Objectives:

After studying this lesson, trainees will be able to:

1. Use the specific vocabulary related to greetings to greet people at the different times of the day
2. Use the specific verbs in the present tense
3. Discuss at least 4 cultural notes related to greeting
4. Ensure their own security through interpersonal relationships
5. Practice greeting in the community while respecting the social and cultural norms

Hosted for free on livelingua.com

Dialogue

Carla meets Adjoa at the post office around eight in the morning and she greets her.

Carla:	Apa, ŋ kʊra ya?
Adjoa:	Yaa, alafɪa wɛ ya?
Carla:	Alafɪa, təmər ni?
adjoa :	Alafɪa wɛ tən
Carla:	ʊ lapa nʊ tasə
Adjoa :	ʊ lapa nʊ tasə

Dialogue in English

Carla:	Good morning, Madam.
Adjoa:	Ok, how do you feel?
Carla:	Fine, what about your job?
Adjoa:	Very well
Carla:	See you soon
Adjoa:	See you soon

Cultural notes

- ***Greeting is a moral and social obligation that should not be neglected. It's a sign of respect.***
- ***You greet people first before you talk about anything else.***
- ***For an elder, a Chief or a notable... you bend down or genuflect while greeting.***
- ***You don't snap fingers with elders and women.***
- ***You initiate greeting with elders but not hand shaking.***
- ***Greeting is not only to ask about people's health but also to show interest in a person or to engage the conversation.***
- ***Greeting eases your integration and acceptance in the community. Therefore people are ready to help you whenever you have a problem or a safety and security issue.***

Words and useful expressions

Different greetings

Ŋ kʊra ya? Ŋ liwa ya?	Good morning. (did you get up well)?	(6H00 AM - 11H00 AM)
Ñaŋ mɪsə Ñana mɪsə	Good afternoon	(11H00 AM – 4H00 PM)
Ñaŋ ran or Ñana ran	Good evening	(4H00 PM - 6H00 PM)
Ñaŋ ran or	Good evening or night.	(6H00 PM -)

Hosted for free on livelingua.com

Ñana ran	Good evening or night.	(6H00 PM -)

Periods of the day

Ŋtauŋ	morning
Ŋtauŋ tɛ	in the morning
mɪsə ta	noon
ran	evening
ran rɛ	in the evening
ahoo	night
ahoo ta	in the night

Titles

Apa	Madam, old woman
Aci	Mister, old man
wilu	young lady, miss
Apalayo	young man, mister

Some verbs

wɛwʊ	to be, be present , exist
liwʊ	to go out
ɖewʊ	to sleep
kʊrʊ	to get up

Expressions

Ŋ kʊr sartə na?	did you wake up well? (Are you fine?)
Alafɪa	Fine
alafɪa wɛ tən	Good health/so fine
Ma wɛ alafɪa ka tən	I'm so fine
Ma kʊra alafɪa	I woke up well (I am fine)
Ŋ ɖe sartə na?	Did you sleep well (are you fine)?
ǁ liwa ya?	Good morning (you plural, you polite)
Ŋ wɛ alafɪa ya?	are you fine?
Alafɪa wɛ ya?	are you fine?
Ŋ wɛ sartə na?	are you fine?
Ŋ naŋtə ta wɛ sartə na?	do you have a good health?
Ŋ naŋtə ta ni or	what about your health?
Ŋ tɛnʊ ta ni?	
Yaa, yoo	means that the person whom you are greeting accepts your greetings
yo/wisə	child/children
wisə ni?	What about the children?
rɛ	house/home
rɛ ňɪmpa	people of the house

Hosted for free on livelingua.com

rɛ ňɪmpa ni?	What about the people of the house?
akper	house/home
Akperi	at home
Akperi ni?	What about the house?
Ňa ňɪmpa ni?	What about yours? (people of your house)
Wa wɛ alafɪa /sartə	they are fine
Təmər ni?	What about the job /work?
Təmər ta ni?	What about the office
Yal ni?	What about the wife?
Kafaɖa	a word to announce one's presence
Ňaŋ kaŋɖə	welcome
mɪŋ kaŋɖə	welcome (you plural + you polite)
lɛn	early
Ŋ kan lɛn	come back early (be back early)
Wal ŋ kan	go and come
Ŋ wal sartə	safe journey
Ña ni?	What about you/and you?.
ʊ walʊ ya?	Is it going well?
ʊ wƐ sənɔ?	How is it?
ʊ lapa/ ʊ lapa nʊ tasə	see you soon
ʊ laʊ cer	See you tomorrow
ʊ laʊ ayʊŋkʊr	See you someday.

Exercises

1) How do you greet?
   From 6H00 AM. – 11H00 AM
   From 11H00 AM – 4H00 PM.
   From 4H00 PM – 6H00 PM
   From 6H00 PM

2) Give the equivalent in lama of the following words
   In the morning
   Night
   Evening
   At noon
   Tomorrow

3) You take a walk around 4:30 p.m. You meet the Director of the Secondary School of your site. Greet him appropriately in lama.

4) After the class you meet the chief of the village at 12:30. Greet him and take leave of him.

Hosted for free on livelingua.com

5) In the morning, you see a woman near your house. Greet her and say goodbye in lama

Grammar notes:

The subject pronouns

Lama	**English**
ma	I
ŋ	you (singular)
ɩ	s/he
ra	we
ɩɩ/mɩ	you (plural)
Wa	they

Example: (Alafɪa) wɛwʊ (to be in good health).

Ma wɛ alafɪa	I feel fine
ŋ wɛ alafɪa	You feel fine
ɩ wɛ alafɪa	He feels fine
ra wɛ alafɪa	We feel fine
ɩɩ wɛ alafɪa	You feel fine
Wa wɛ alafɪa	They feel fine

Rule: in lama, the ‘’a’’ at the end of Ma, ra, wa can be droped in the negative form, present tense

Example:

M’a tʊkʊ	I don’t eat
W’a pɪsʊ	they can not

Some verbs with –wʊ at the end of the infinitive change to –wa in the past tense

ɖewʊ (to sleep)	ma ɖewa (slept)
liwʊ (to come out)	ra liwa (came out)

The verbs with –ʊ at the end of the infinitive change to –ra in the past tense.

kʊrʊ (to wake up)	ma kʊra (woke up)

They are used in the context of greeting to know literally whether you have slept well, you came out from your room, or you woke up.

The use of "ya" ‘’na’’ and "ni"

"**ya**" and ‘‘na’’at the end of a sentence indicates a "yes" or "no" question

ŋ kʊra ya?	did you sleep well?

Hosted for free on livelingua.com

wa kʊra ya?	did they sleep well?

But “na” is used with the word “sartə”

Ŋ wɛ sartə naʔ	Are you well?
Wa kʊr sartə na?	Did they get up well?

"**ni**" is used at the end of a sentence to ask about somebody or something

Ŋ yal ni?	What about your wife?
Wɪsə ni?	What about the children?
Akperi ni?	And the house?

Exercises

1) Complete the following dialogue and practice it with your classmate

A : -- kʊra yaʔ

B : alafɪa, təmər ---------- ?

A : ----------, yo niʔ

B : -------- -------- --------

A : -------- n’ʊ tasə

B : -------- -----

2) Use the following expressions to ask questions

sartə (kʊrʊ)

Alafɪa (wɛwʊ)

təmər ta

Paul ((wɛwʊ) Alafɪa

3) Rearrange the following sentences

Ka tən/ Alafɪa/ma wɛ

niʔ / təmər / ta

mɪsə / ñaŋ

kʊra/ ya/ Ŋʔ

Wɪsə/niʔ

4) Answer the following questions with the correct forms of the verb "**wɛwʊ**" (to be)

Ŋ (wɛwʊ) alafɪa yaʔ

ll (wɛwʊ) alafɪa yaʔ

l (wɛwʊ) alafɪa yaʔ

Wa (wɛwʊ) alafɪa yaʔ

Hosted for free on livelingua.com

5) A pays visit to B (Complete the dialogue)

A	B
	Yaa, Ñaŋ kaŋdə
Yaa, Ñaŋ ran	
Wisə ni?	
	ʊ lapa n'ʊ tasə

6) Answer the following questions

Ŋ naŋtə ta ni?

Ŋ wal ni?

Akperi ni?

Sabine wɛ alafɪa ya?

Wisə wɛ sartə naʔ

Amerika ñɪmpa ni?

7) Build a dialogue with the following expressions

Akperi niʔ, mɪn ran, alafɪa , yaa, Ñaŋ kaŋdə

Situation

Your host father came back from Paris. Greet him and ask about his journey.

TDA

Go to your family members. Greet them and answer the greeting. Write down all new vocabulary you heard for next class.

Hosted for free on livelingua.com

Lesson 2

Introduce oneself and someone else



Objectives:

After studying the lesson on introductions, trainees will be able to:

1. Use the appropriate vocabulary related to introducing oneself and someone else
2. Ask at least 5 questions to know someone's identity
3. Use specific verbs related to introduce in the present tense
4. Discuss 2 cultural notes related to introduction
5. Introduce oneself to a member of the host family and collect information about him/her.

Hosted for free on livelingua.com

Dialogue

Nikil, a Peace Corps Volunteer introduces himself and his friend Patrick to a counterpart

Nikil:	Ñaŋ mɪsə
kataka :	Yaa. Ñaŋ kaŋɖə, a ya-n s'anɔ?
Nikil:	a ya-m sɛ Nikil.
kataka :	Ŋ lin lɔ?
Nikil:	Ma lin Seattle. Ma cii Amerika tɪ
kataka:	Ŋ lakɔ wɔ?
Nikil :	Ma cii Corps de la Paix sɛlɨm təmər laɖə. Ma ra kahəŋ. A ya-ɪ sɛ Patrick. l lin san Francisco, Amerika tɛtə ta. l cii Corps de la Paix sɛlɨm təmər laɖə rərɛ.
kataka :	ʊ Sara. Mɪŋ kaŋɖə.
Nikil :	yoo, ʊ lapa n'ʊ tasə
Kataka:	yoo, ʊ lapa n'ʊ tasə

Dialogue in English

Nikil :	Good afternoon.
kataka :	Ok (good afternoon), what is your name?
Nikil :	My name is Nikil.
kataka :	Where do you come from?
Nikil :	I come from Seattle. I am American
kataka :	What are you doing?
Nikil :	I'm Peace Corps Volunteer. This is my friend. His name is Patrick. He comes from San Francisco in America. He is also a Peace Corps Volunteer.
kataka :	Very good. You are welcome
Nikil :	See you soon.
kataka :	ok! See you soon

Cultural notes:

- ***In general, presentation is not automatic, to know someone's name you have to ask for it.***
- ***The first name, when it is not a Christian name is not used any how.Elder persons can call young persons by their first name; young people can not do the same..***
- ***A way to show respect is to avoid calling people directly by their name but you precede the name by words like:***

  aci/ra ci ***for old men/dad***

  apa/ra ri ***for old women/mom***

Hosted for free on livelingua.com

Days of the week

Day	**English**
Tɔm	Monday
Sarfa	Tuesday
Cɔŋtɪ	Wednesday
Sarkawa	Thursday
Saar	Friday
Mɔsɔ	Saturday
Cʊrɪ/kɔsɪɖa	Sunday

Note: normaly, Lama people have 6 days in the week in the pass. Nowadays, sarkawa has been adopted just for harmonization from Kabye people.

sɛňɪ or sɛŋ	today
cer	tomorow
rərə	yesterday
Sɛŋ ka wɔ?	What's the day of today? What's today's date?
Cer ka wɔ?	What's tomorrow day?
rərə ka wɔ?	what's yesterday date?
tɔm ayʊkʊ	the day of Monday

Words and useful expressions

Nationality/origin

Singular

Amerika tɪ	/Amerika yo	American
Toko tɪ	/Toko yo	Togolese
Fransə tɪ	/Fransə yo	French
Penɛ tɪ	/Penɛ yo	Beninese
Kana tɪ	/Kana yo	Ghanaian

Plural

Amerika ňimpa	/Amerika wɪsə	Americans
Toko ňimpa	/Toko wɪsə	Togolese people
Fransə ňimpa	/Fransə wɪsə	French people
Penɛ ňimpa	/Penɛ wɪsə	Beninese people
Kana ňimpa	/Kana wɪsə	Ghanaians

Toko kɔrʊ, Amerika kɔrʊ = Togo country, America country.

Hosted for free on livelingua.com

Some verbs

ciiʊ	to be
yaʊ	to call
təmər lapə	to work
linʊ	to come from

Expressions

A ya-m	They call me
A ya-m sɛ...	My name is...
Sənɔ?	What?/how?
A ya-n sənɔ?	What is your name?/how they you?
A ya-ɪ sə...	They call him that...(his name is)
A ya-ɪ sənɔ?	How they call him? (What's his name)?
anɔ?	Who?
A ya-ɪ s'anɔ?	They call him who? (What is his name?)
Ma lin	I am from…
Ma lin Seattle	I am from Seattle
lɔ?	Where?
Ŋ lin lɔ?/ lɔ ŋ lina?	Where are you from?
Ma cii	I am
tɪ	mark of nationality or origin
Ma cii Toko tɪ	I am Togolese
Ŋ cii lɔ tɪ?	where are you from?
Ma cii Corps de la Paix	Iam Peace Corps volunteer
sɛlɨm təmər laɖə	
wɔ?	What?
Ŋ lakə wɔ	what are you doing?
Ŋ lakə təmər woŋɖɔ?	What kind of work are you doing?
wuro	chief
Tɛla	tailor/seamstress
haɖə	farmer
sukul yo	schoolboy/schoolgirl / student
ɖakʊta	nurse/doctor/hospital
cica	teacher
wʊlɖə	teacher
loor məlɖə	driver
anɨsara təmər laɖə	civil servant
kafəŋta	carpenter
ñɪsə kur	barber
kɔɔr laɖə	traditional doctor
acarɔ laɖə	trador

Hosted for free on livelingua.com

Exercises

1) Answer the following questions

A ya-n s'anɔ?

A ya-ɩ s'anɔ?

Ŋ lin lɔ?

Ŋ cii lɔ tɩ ?

Ŋ lakə wɔ ?

2) Make sentences using these words

Tɛla, sə, tɩ, ma cii, ma lin

3) Use the same words(add some expressions), build a dialogue that will be practiced with a lama speaker.

4) You meet someone at nine. Greet him and introduce yourself to him.

5) You are at the "cafette". Someone comes to you and greets you. Answer the greeting and ask questions to get to know him better.

Grammar notes

The plural of nouns in lama takes various forms.

Nouns like **cíca, ɖakʊta, kafɪŋta**, have "**na**" ending in plural.

Singular	**Plural**	
cíca	cícana	teacher(s)
ɖakʊta	ɖakʊtana	doctor(s)
kafəŋta	kafəŋtana	carpenter(s)

Nouns ending with –**ə** in singular , have their plural formed by dopping –ə and adding "**a**".

Singular	**Plural**	
haɖə	haɖa	farmer(s)
loor məlɖə	loor məlɖa	driver(s)
kɔɔr saɖə	kɔɔr saɖa	traditional doctor(s)

Other plural

wuro	wursə	chief/s
Toko tɩ	Toko ñimpa	Togolese /Togolese people

Note:nouns coming from foreign languages have their plural ending in – **na**
Cica-cicana, ɖakʊta – ɖakʊtana etc...

Some verbs

Verbs are irregular in lama
Example: in present tense,

Toko tɩ ciiʊ	(To be a Togolese)
Ma cii Toko tɩ	I am a Togolese

Hosted for free on livelingua.com

Ŋ	cii	Toko tɪ	You are a Togolese
ɪ	cii	Toko tɪ	He is a Togolese
Ra	cii	Toko ñimpa	We are Togolese
ll	cii	Toko ñimpa	You are Togolese
Wa	cii	Toko ñimpa	They are Togolese

NB: You can also say ma ciin Toko tɪ to mean I am a Togolese/I am from Togo.The verb at that time is like **ciinʊ**.

Boston linʊ (to come from Boston)

Boston lɪnʊ		**to come from Boston**
Ma lin	Boston	I am from Boston
Ŋ lin	Boston	You are from Boston
ɪ lin	Boston	He is from Boston
ra lin	Boston	We are from Boston
lɪ lin	Boston	You are from Boston
Wa lin	Boston	They are from Boston

Lapə (another verb) has his form

For example:

təmər lapə		**to do /to work**
Ma lakə	təmər	I work
Ŋ lakə	təmər	You work
l lakə	təmər	He works
Ra lakə	təmər	We work
ll lakə	təmər	You work
Wa lakə	təmər	They work

Exercises

1) Answer these questions using the correct form of the verb

Ŋ (ciiʊ) lɔ tɪ?

Wa (lɪnʊ) lɔ ?

Wa (lapə) wɔ?

2) Make a sentence with each word below

Amerika ñimpa, anɨŋsara təmər laɖə, Toko tɪ, ɖakʊta

3) Rearrange the words in the following sentences

tɪ / Kana / l/cii

sə / A ya-m / Tom

Lin / Fransə / ma

sɛlɨm təmər /Corps de la Paix/laɖə/Ma ra/cii

Hosted for free on livelingua.com

4) Complete the dialogue and practice it with your classmate.

A : A ya-n s'anɔ?

B: A ya-m sə …

A: Ŋ lin lɔ?

Etc.

5) Translate into Lama

I am a Peace Corps Volunteer

She's an American

She's Togolese

You are from Blitta

Her name is Alice

You are Doctor

Situation 1

Your friend Jen pays you a visit. Introduce her to your host family.

Situation 2

The women's association of your post invites you to facilitate a meeting. Introduce yourself to the group.

TDA

Go to Mr. X/Mrs. X.

Introduce yourself to him/her and get information about his/her origin, nationality, and profession. Come and share the new experiences.

Hosted for free on livelingua.com

Lesson 3

Present one's family



Objectives :

After studying the lesson on "introducing one's family", trainees will be able to:

1. Use the vocabulary related to family relationships and the numbers from 1 to 20 to introduce their family
2. Use the possessive adjectives and the negative structure to introduce their family members
3. Discuss 3 cultural notes related to the family
4. Talk correctly about their own family to a member of the community.

Hosted for free on livelingua.com

Family tree

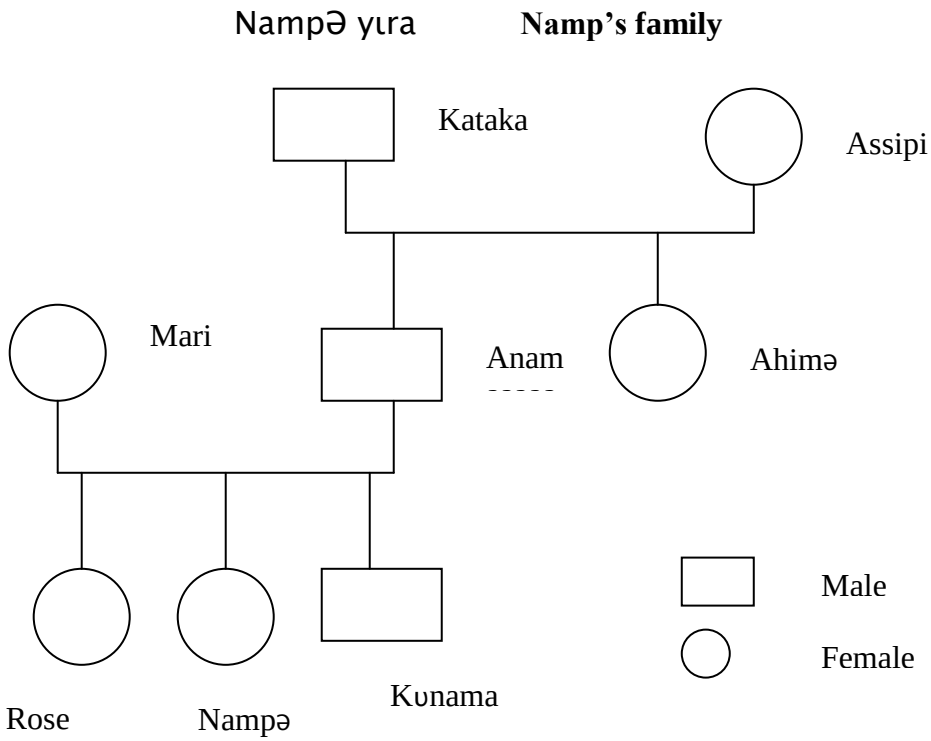

Nampə presents her family

A ya-m sə Nampə. Ma ci Anama na ma ri Mari wa cii anɨŋsara təmər laɖa. Wa wɛ Kantɛ. A ya ma casə sə kataka; ma nasi sə Assipi. Ma wɛna laya naal. Rose na Kʊnama. Ma kɔ Ahimə wɛ ''Canada''.

My name is Nampə. My father Anama and my mother Mari are civil servants; they are living in Kanté. My grandfather's name is Kataka. My grandmother's name is Assipi. I have two younger siblings; Rose and Kʊnama. My sister (aunt in the English context) Ahimə lives in Canada.

Cultural notes

- ***Polygamy is a reality in Togolese community***
- ***Cousins and sisters are considered just like sisters and brothers.***
- ***Family links and community solidarity are strong.***
- ***Thus acceptance in your family or in your community is very important.***



Hosted for free on livelingua.com

Words and useful expressions

Family members

ci	father
ri	mother
casə	grandfather
nasi	grandmother
naŋpel	uncle
ɖal	(elder) brother
kɔ	(elder) sister
ɖen	cousin
wolə	daughter in law
yɪtə	father in law/son in law
wal	husband
yal	wife/ woman
apal	man
yo	child
apalayo	boy/son
yalayo	girl
wilu	daughter
kɔyo	nephew/niece
kɔfal	nephew
kɔwilu	niece
laar	younger sibling
rɨtafal	younger brother
rɨtəwilu	younger sister

Verb

Wɛnʊ	to have

Expressions

A ya... sə...	One's name is.../the name of is ...
Ma ci	my father
Aya ma ci sɛ...	My father's name is ...
Ña ci	your father
A ya ña ci s'anɔ?	What is your father's name?
Ma ri	my mother
Ma ri cii	My mother is...
Ma ri lakə acarɔ	My mother is a trader
Ña ri	your mother
Ña ri lakə wɔ?	What's your mother's profession?
Təmər woŋɖɔ ña ri lakə?	What's your mother's profession?
Ma wɛna	I have
Ma wɛna kɔna	I have elder sisters

Hosted for free on livelingua.com

Ŋ wɛna	You have
Ŋmɔ?	How many?
wisə ŋmɔ ŋ wɛna?	How many children do you have?
Ma wɛna yo ka kʊɖəmɔ	I have a child
Ma wɛna yal kʊɖəm	I have a wife
Ma casə	my grandfather
pɪa	old
Ma casə pɪa	My grandfather is old

Numbers: (1-20)

1	kʊɖəm
2	naʊl
3	nautɨsɨ
4	ŋnaʊsa
5	naʊna
6	ləɖə
7	nasəŋnautɨsɨ
8	nasəŋnausa
9	nakʊ
10	hiu
11	hiu na kʊɖəm
12	hiu na naʊl
13	hiu na nautɨsɨ
14	hiu na ŋnaʊsa
15	hiu na naʊna
16	hiu na ləɖə
17	hiu na nasəŋnautɨsɨ
18	hiu na nasəŋnausa
19	hiu na nakʊ
20	hin nʊl

Exercises:

1) Give the male counterparts of the following female family members:

yal

ri

kɔ

nasi

wolə

2) Say correctly the following numbers in Lama

3 5 20 6 11 18 1 4 7

3) With picture introduce your family to a trainer or someone

Hosted for free on livelingua.com

4) Identify card

Name		
Profession		
Origin		
Family	Father:	Name: Place of residence: Profession:
	Mother:	Name: Place of residence: Profession:
	Brothers or sisters	Name: Place of residence: Profession:

Grammar notes

1) Possessive adjectives

A ya ma ci sɛ saŋkı	My father's name is saŋkı
Ma kɔ cii tɛla	My elder sister is tailor
Ra casə wɛ akperi	My grandfather is at home
Ŋ ral cii cica	Your elder brother is a teacher
Mı wisə wɛ kantɛ	your children are in Kantɛ

	Possessive adjective prefix	
	Singular	Plural
1st person	Ma	Ra
2nd person	Ŋ/ Ña	Mı
3rd person	ı	Wa

Rule: in Lama, the possessive adjectives are the same as the subject pronouns.

- The possessive adjectif , 2nd person singular can also be **Ña**

Example:

Ŋ ral/ Ña ral	your elder brother

Hosted for free on livelingua.com

Plural of nouns of the family members.

Some nouns have ‘’-na’’ending the stem in plural

Ci	cina	fathers
Ri	rina	mothers
Casə	casəna	grandfathers
Nasi	nasina	grandmothers
Naŋkpel	naŋkpelna	uncles
Kɔ	Kɔna	elder sisters
Yıtə	Yıtəna	fathers/sons-in-law
Ral	Ralna	elder brothers

Some have ‘’-a’’ ending the stem

Wol	wola	daughters-in-law
Wal	wala	husbands
Yal	yala	wives
Rıtafal	rıtafala	younger brothers

Plural of:

Wilu	wila	daughters
Yo	wisə	children
Laar	laya	younger siblings

2) The verb wɛnʊ (to have)

The verb to have is near the verb wɛwʊ (to be) and so its forms are simply the wɛ forms plus -**na**.

Example:

yo wɛnʊ (to have a child)

Ma wɛna yo	I have a child
Ŋ wɛna yo	you have a child
Adjoa wɛna yo	Adjoa has a child
Ra wɛna yo	we have a child
ʟʟ wɛna yo	you have a child
Essi na Kossi wa wɛna yo	Essi and Kossi have a child

Negative of wɛnʊ

The negation of wɛnʊ is formed by dropping **wɛ** in the conjugated form which is replaced by ‘tan’’

Hosted for free on livelingua.com

Example:

Positive	Negative
Ma wɛna ci	Ma tanna ci
Ŋ wɛna ci	Ŋ tanna ci
ɩ wɛna ci	ɩ tanna ci
Ra wɛna ci	Ra tanna ci
ɩɩ wɛna ci	ɩɩ tanna ci
Wa wɛna ci	wa tanna ci

The negative of wɛnʊ can also be contracted.

Example:

Positive	Negative contracted form
Ma wɛna ci	ma tan ci
Kossi wɛna ci	kossi tan ci
Wa wɛna ci	wa tan ci

Exercise

1) Give the possessive form of the following nouns

Nasi (3rd pers. plural)
Wol (1st pers. plural)
Wal (2nd pers. Plural)
Ral (2nd pers. Plural)
naŋkpel (1st pers. Sing)

2. Complete the following conjugation

Ma wɛna ralna	I have elder brothers
Ŋ wɛna ralna	you have elder brothers
Adji ...	Adji ...

2) Answer these questions

Ŋ wɛna laya na?	Do you have younger siblings?
Ma tanna...	
Ali wɛna wisə ŋmɔ?	How many children does Ali have?
Ali wɛna ... 5	
Ali... (negative)	

3) Make sentences with the following words

Nasina, ra tanna, Aya, ɩ wɛna

4) Ask as many questions as possible with the following statement

Example:

Ma ri cii Kana tɩ	my mother is a ghanaian
Ŋ ri cii lɔ tɩ?	where does your mother come from?
Ŋ ri cii Kana tɩ na ?	is your mother from Ghana?
Ma ci cii haɖə	my father is a farmer
Ŋ kɔ wɛ New York	your elder sister is in New York

Hosted for free on livelingua.com

Ŋ ral wɛna yal	your (elder) brother is married
Ŋ ritafal cii cica	your younger brother is a teacher

6) Translate into Lama

My father has a son

Her mother lives in Kotonu

I'm married.

Our sister is married

Have you a uncle?

What is the name of your father.

7) Read and answer these questions

A ya ma ral sə Akpao. ɩ wɛ Kara. ɩ wɛna wisə ləɖə . Sə walʊ sukul. Ma casə na ma nasi wa pɪa. Wa cii haɖa . Wa wɛ Kantɛ. Ma ra cii masɔŋ. ɩ wɛna yal ka kʊɖəm. Wa wɛ Kpalma.

a) A ya-ɩ ral s'anɔ?

b) ɩ ra cii wɔ?

c) ɩ ra wɛna yala ŋmɔ?

Situation

You meet your counterpart for the first time. Introduce yourself and ask him questions about his family and their profession.

TDA

Discuss with your host brother, ask questions to know his family better and present yours to him.

Hosted for free on livelingua.com

Lesson 4

Buying essential items



Objectives :

After studying the lesson on "buying essential items" trainees will be able to :

1. Count correctly the CFA in Lama
2 Name at least 8 essential items found at the market
3 Use expressions and verbs related to shopping
4 Discuss the importance of the market and the necessity of bargaining before purchasing things
5 Discuss at least 5 cultural notes related to market.
6 Develop 2 strategies for their personal security in the market
7 Buy an essential item at the market price

Hosted for free on livelingua.com

Dialogue

Essi goes to the market to buy a towel.

Essi:	Ñana ayʊkʊ
Seller :	Yaa, Ŋ kʊra ya?
Essi:	Alafɪa. Ŋmɔ ŋwɛtʊ pəpan
Seller :	Kʊtʊkʊ –Kʊtʊkʊ
Essi:	ʊ wɛ yawɔ! Pasə ta
Seller :	Kan aləfa nakʊ
Essi:	Tasə pasʊ alapa
Seller :	Aɪɪ. Ñɪ warasə kəlɛ
Essi:	Mʊ warasə n'ŋtɛsəm caŋci
Seller :	Ñan təmər
Essi:	Yoo . ʊ lapa n'ʊ tasə

Dialogue in English

Essi:	Good market.
Seller :	Ok, how are you ?.
Essi:	Fine . How much do you sell towels?
Seller :	One thousand
Essi:	It's too expensive. Reduce it
Seller :	Give nine hundreds francs
Essi:	Reduce it some more, please.
Seller :	No ! that's the last price
Essi:	Take the money and give me the change.
Seller :	Thank you
Essi:	ok! See you soon

Cultural and safety and security notes

- ***The market day is not only for trading but is also a great opportunity to meet friends***
- ***It's necessary to bargain in the market and sometimes in shops.***
- ***Exchanging things is not automatic, you need to discuss the case with the seller before.***
- ***You don't use your left hand in the market.***
- ***You don't bargain early in the morning without buying the item.***
- ***It's not safe to go to the market with too much money on you or just after banking.***
- ***It's important to be careful about people who ask for help in the market.***
- ***When buying food you can ask the seller to add you some as a gift.***

Hosted for free on livelingua.com

Words and useful expressions

CFA in Lama

5	pier
10	pie naal
15	pie natisi
20	pie ŋnaasa
25	canta
30	canta na pier
35	canta na pie naal
40	canta na pie natisi
45	canta na pie ŋnaasa
50	pie hiu
55	pie hiu na pier
60	pie hiu na pie naal
75	canta nauti si
80	canta nauti si na pier
95	canta nauti si na pie ŋnaasa
100	aləfa/mənu/naa kuɖəm
105	aləfa na pier
150	aləfa na pie hiu/aləfa na fɔlu
175	aləfa na canta nauti si
200	aləfa naul/naan nıl
300	aləfa nauti si/naan nıti si
500	aləfa nauna/taŋka
900	aləfa naku
1.000	kutuku
1.500	kutuku na tanka/ kutuku na aləfa nauna
2.000	kutukuŋ nıl
5.000	kutukuŋ nına
10.000	kutukuŋ hiu

Essential items

kuca	sponge
fɔfɔ	soap
fɔfɔ ñalɔ	cup to keep soap
wɔwu	cloth
pəsau	cloth
ñılləma	mirror
sarɔ	comb
latə/tɔsə	flash light
tɔsə wı	batteries
wɔtə kɔɔr	insecticide
furu	bag

Hosted for free on livelingua.com

cisir	knife
pəpaʊ	towel
kpɔnʊ	bread
tekʊ	shirt
kɔfɪ	coffee
sɨkɨr	sugar
nɨm	oil
atisi nɨm	cream
nahəŋtɛna	sandals/shoes

Some verbs

wɛtʊ	to sell
yapə	to buy
ayʊkʊ waɖə	to go to the market

Expressions

ŋmɔ?	how much?/how many?
ŋmɔ ŋ wɛtʊ...?	How much do you sell...?
Ma yakə ...	I buy...
ʊ wɛ	it's
ʊ wɛ yawɔ	it's expensive
ʊ wɛ ayʊkʊ	It's expensive
cɪkɔ	a little
pasə	reduce
pasə cɪkɔ	Reduce a little
pasə ta	reduce it
tasə	again
pasʊ	to reduce
tasə pasʊ	reduce again
alapa	please
ma cɛrə-ŋ	l beg you
kana	give/bring
kan…	give…/bring…
mʊ	take
mʊ warasə	take money
ñaŋ təmər	thank you
Asɛ	God
Asɛ wasə-ŋ	God bless you

Exercises

1) Go to the market, bargain with a seller and buy an item.
2) Complete and practice the following dialogue

A : Ŋ wɛtʊ wɔ?

B: Ma wɛtʊ...?.....

Hosted for free on livelingua.com

A: Ŋmɔ Ŋ wɛtʊ .....?

B: Ma wɛtʊ 250F

A: Mʊ..... nɪ Ŋ tɛsə-m.....

3) Translate into lama

I have 100 F :

They have 75F :

We have 500 F :

I don't have 1,200 F :

We don't have 3,000 F :

I don’t have money:

We buy bread

She sells soap

Buy the comb

Grammar notes

1) The plural of essential items

Nouns with no plural : they are liquid or masses

naalim	milk
sikir	sugar
kɔfì	coffee
nim	oil
yasə	salt

Nouns using "**-na**"

brɔsə	brɔsəna	bruches
tɔs ə	tɔsəna	flash lights
latə	latəna	flash lights
lam	lamna	razor blades
kʊca	kʊna	sponges

Nouns ending with ‘’-**n**’’ in plural

pəpaʊ	pəpan	towels
wɔwʊ	wɔwʊn	clothes
fʊru	fʊrin	bags
kpɔnɔ	kpɔnən	breads

Other forms of plural words

sarɔ	sarasə	combs
kɔɔr	kɔ	medicines
wɔtə kɔɔr	wɔtə kɔ	insecticides
tɔsə wɪr	tɔsə wɪ	batteries
cisir	cisii	knives

Hosted for free on livelingua.com

2) The present tense of

wɛtʊ	to sell
yapə	to buy

yasə wɛtʊ	**to sell salt**
Ma wɛtʊ yasə	I sell salt
Ŋ wɛtʊ yasə	You sell salt
Tora wɛtʊ yasə	Tora sells salt
Ra wɛtʊ yasə	We sell salt
ll wɛtʊ yasə	You sell salt
Wa wɛtʊ yasə	They sell salt

kɔr yapə	**to buy a medicine**
Ma yakə kɔɔr	I buy a medicine
Ŋ yakə kɔɔr	You buy medicine
l yakə kɔɔr	He buys medicine
Ra yakə kɔɔr	We buy a medicine
Ña na Jolie ll yakə kɔɔr	Jolie and you buy a medicine
Wa yakə kɔɔr	They buy a medicine

Exercises

1) Complete these sentences using the correct form of the verb

Fɔfɔ yapə

Ma ri ... fɔfɔ

ɩ kɔ..... yasə

Tɔsə wɩ yapə

Ra ..... Tɔsə wɩ

2) Write a dialogue with these expressions (add some) and practice it

Ñan mɩsə, ʊ wɛ, warasə, kan, yawɔ, yaa, wɔwʊ etc.

3) You will complete this dialogue and practice it with your classmates

A : Ñaŋ.....

B : yaa, ...ni?

A : alafɩa. Ŋ wɛtʊ.....?

B : Ma wɛtʊ.....

Etc.

4) Ask as many as possible questions from this statement

Example :

Ŋ yakə pəsaʊ	you buy the cloth
Ŋ yakə wɔ?	What do you buy?
Ŋmɔ Ŋ yakə pəsaʊ?	How much did you buy the cloth?

Hosted for free on livelingua.com

Suggestion

wɔtə kɔɔr

pəpaʊ

Ma yakə atisinim

tekʊ

5) Translate into Lama

Give me the change

Take the money

It's expensive

Please reduce it a little

My sister is a battries seller

Thank you

I buy for 200F



Situation

You want to buy an item. The seller seems to be inflexible as regards the price. Try to talk down the price.

TDA

Go to the market, observe how sellers and buyers are bargaining. Buy an item. Come with new words and expressions report to the class.

Hosted for free on livelingua.com



Hosted for free on livelingua.com

Lesson 5

Talk about food habits of the host country



Objectives :

After studying this lesson trainees will be able to :

1 Name at least 5 foods in Lama areas
2 Use correct expressions and verbs related to food preparation in order to talk about meals.
3 Discuss 4 cultural points related to food habits
4 Talk about what to eat in order to stay healthy
5 Give a recipe

Hosted for free on livelingua.com

Dialogue

Taylor would like to know what Afi is eating





Taylor:	Ñaŋ mɪsə
Afi:	Yaa. sartə wɛ ya?
Taylor:	Alafɪa wɛ tən. Ŋ tʊkʊ wɔm?
Afi:	Ma tʊkʊ mətə n'atrɔ risə. ʊ wɛ lələŋ. Kan n'atʊ.
Taylor:	Aɪɪ. Ma hɔwa. Ñaŋ təmər.
Afi:	ʊ sara

Dialogue in English

Taylor:	Good afternoon.
Afi:	ok. How are you?
Tayor:	So fine. What are you eating?
Afi:	I am eating dough (of maize, millet, etc...) with baobab leaves sauce. It's sweet, come to eat
Nancy:	No, I 'm full. Thank you.
Afi:	Good!

Cultural notes

- ***When you eat you invite people near you to share your meal using the expression "Ra tʊ " or "Kan ra tʊ'' , but this doesn't mean that they will necessarily eat. The answer to this invitation is "Walʊ tən " "Enjoy your meal" or "go ahead"; '' ʊ cɛsa'', it is ok!. When you get that invitation and you feel like eating say "Ñaŋ təmər'' = thank you" .***
- ***The left hand is seen like dirty and is not acceptable at table when you're with other people.***
- ***You don't smell food in order to appreciate it and you should not step over the meal.***
- ***Kitchen utensils should not be used for other purpose such as taking shower or hitting someone.***
- ***Food taboos are specific to families, communities or ethnical groups***
- ***The traditional restaurants, "street food restaurants" or "fufu or sɔkɔrɔ bars" serve cheap but good food and the service is quick. However be careful, they are not always clean and healthy. Consequently, PCTs and PCVs are not advised to eat salads in those restaurants.***

Words and useful expressions

Food ingredients

ɖɛm	potash
yasə	salt
ŋkpam	hot pepper
yilɨm	red oil

Hosted for free on livelingua.com

nɨm	oil
sʊwi	peanut
sɔka	sesame
sʊkʊləm	sesame
kaka	sesame
kpoma	spinach
cahatə	sorrel
atrɔ	leaves of baobab
kpəkpa	palm nuts
mana	okra
maŋwʊsə	dried okra
alɨmpasər	onion
citə	local mustard
təmatəna	tomatoes
naŋtə	meat
naa naŋtə	beef meat
wʊn naŋtə	goat meat
camar naŋtə	chichen meat
tuna	fishs
kanami	fried fish
hɛɛr/hɛɛ	yam/yams
mɨlɨm	flour
waməla mɨlɨm	flour of maize
məla mɨlɨm	flour of millet
sena	beans
kʊŋkʊŋtə	cassava (dried cassava)

Foods (meals)

tʊnɔ	food(s)
mətə	dough(of maize, millet, etc.)
waci	rice and beans
maan	rice
sena	boiled beans
koliko	fried yam
sɔkɔrɔ/hɛɛ mətə	pounded yam
kakarasə	beans doughnut
tiŋtiŋdə	bean/maize cake
sələm	drink
cukutu	local drink
anɨŋsara sələm	beer, distilled spirits
pam	palm wine
patasi	local alcohol
waan sələm	local alcohol
lem	water
tɛrʊ	porridge

Hosted for free on livelingua.com

pɛtəm pɛtəm	stew yam

Sauces

risə	sauce
sʊwi risə	peanut sauce
kpəkpa risə	palmnut sauce
maŋwʊsə risə	dried okra sauce
mana risə	okra sauce
atrɔ risə	sauce with baobab leaves
camar naŋtə risə	sauce with chichen meat

Cooking utensils

ñasə	dishes
ñalɔ	plate
risə ñalɔ	plate for sauce
səne/sənesə	spon/spons (to serve sauce with)
kaci/kacina	spon/spons
cela kaci	fork
sɪləpa	silver
rarəsɛɪ	pot
sənʊ	ladle
kɔpʊ	cup
kɔŋkɔ	glass (for drink)
afəlo	calabash

Verbs associated with food and cooking

risə hiluʊ	to prepare sauce
məɪə saʊ	to prepare dough (of maize, millet, etc...)
maan saʊ	to cook rice
sɔkɔrɔ hatʊ	to pound yam/cassava
naŋtə pɛlʊ	to cut meat
tʊnɔ tʊwʊ	to eat food
lem ñewʊ	to drink water
ŋkpam namə	to grind hot pepper
tɛrʊ wuʊ	to prepare porridge

Expressions for asking and giving recipe

sənɔ a saa...?/a saa sənɔ...?	How do we prepare.....?
A hilu sənɔ ... risə?	How do we prepare.....sauce?
ʊ mɔna sɛ ...?	It's necessary to.....

Adverbs expressing the succession

kiɖiŋkiɖiŋ na	first
tə wara na	next

Hosted for free on livelingua.com

atɪsəɲɔ na	finally

Example: A saa naŋtə sənɔ

kiɖiŋkiɖiŋ na, pɛlə naŋtə n' ŋ catə tə. Tə wara na namə ŋkpam; rɪ yasə na lem. Atɪsəɲɔ na saa tə tə pɪ n'ŋ sel.

How to cook meat?

Cut the meat into pieces first and wash them. Next grind pepper, put some water and salt. Finally cook it and take it off.

Exercises

1) Expanding text

Add at the end what is necessary each time, to make the text longer and longer.

Example:

Ŋ tʊkʊ

Ŋ tʊkʊ mətə n'atrɔ risə

Ŋ tʊkʊ mətə n'atrɔ risə na naa naŋtə

Suggestions

sɔkɔrɔ

waci

maan

sena

2) Answer the following questions

Ŋ tʊkʊ wɔ sɛñi?

sɛñi.....

Tchasse tʊkʊ wɔ mɪsə ta?

Tchasse tʊkʊ.....

Paul tʊkʊ wɔ təmər ta?

Paul tʊkʊ .....

Benedict ñe wɔm?

Benedict ñe.....

Grammar notes

1) The present tense of some verbs related to the competence

risə hiluʊ	**to prepare sauce**
Ma hilu risə	I prepare sauce
Ŋ hilu risə	You prepares sauce
Amata hilu risə	Amata prepare sauce
Ra hilu risə	We prepare sauce
ll hilu risə	you prepare sauce
Wa hilu risə	They prepare sauce

Hosted for free on livelingua.com

Maan saaʋ	**to cook rice**
Ma saa maan	I cook rice
Ŋ saa maan	You cook rice
ɭ saa maan	She/he cooks rice
Ra saa maan	We cook rice
ɭɭ saa maan	You cook rice
Wa saa maan	They cook rice

2) The imperative of:

sɔkɔrɔ hatʋ	to pound yam/cassava:	hatə sɔkɔrɔ	Pound sɔkɔrɔ
naŋtə pɛlʋ	to cut meat	pɛl naŋtə	Cut meat
ŋkpam namə	to grind pepper	namə ŋkpam	Grind pepper
yasə rɪʋ	to put salt	rɪ yasə	Put salt
risə hiluʋ	to prepare sauce	hilə risə	prepare sauce
nɨm tasʋ	add oil	tasə nɨm	add oil

The negative of tʋwʋ (to eat) and ñewʋ (to drink)

The negative structure is as follows:
subject + negative marker + verb + complement.
Example:

Koliko tʋwʋ	**to eat koliko (fried yam)**

Affirmative

Ma tʋkʋ koliko	I eat koliko
Ŋ tʋkʋ koliko	You eat koliko
ɭ tʋkʋ koliko	S/He eats koliko
Ra tʋkʋ koliko	We eat koliko
ɭɭ tʋkʋ koliko	You eat koliko
Wa tʋkʋ koliko	They eat koliko

Negative

Ma pə tʋkʋ koliko	I don't eat koliko
Ŋ pə tʋkʋ koliko	You don't eat koliko
ɭ pə tʋkʋ koliko	S/he doesn't eat koliko
Ra pə tʋkʋ koliko	We don't eat koliko
ɭɭ pə tʋkʋ koliko	You don't eat koliko
Wa pə tʋkʋ koliko	They don't eat koliko

Sələm ñewʋ:	**To drink (beer, local beer)**

Affirmative

Ma ñe sələm	I drink beer
Ŋ ñe sələm	You drink beer
ɭ ñe sələm	S/he drinks beer
Ra ñe sələm	We drink beer
ɭɭ ñe sələm	You drink beer
Wa ñe sələm	They drink beer

Hosted for free on livelingua.com

Negative

Ma pə ñe sələm	I don't drink beer
Ŋ pə ñe sələm	You don't drink beer
⌊ pə ñe sələm	S/he doesn't drinks beer
Ra pə ñe sələm	We don't drink beer
⌊⌊ pə ñe sələm	You don't drink beer
Wa pə ñe sələm	They don't drink beer

Exercises

1) Find the suitable expressions to say the following ideas

pɛlʊ

Ra hilu

Ma pə tʊkʊ

Ŋ tʊkʊ

⌊ hatʊ

2) Questions about statement

Ask questions as many as possible on the following statement.

Example:

Ma hilu atrɔ risə	I prepare baobab leaves sauce
A hilu atrɔ risə sənɔ?	How do we prepare baobab leaves sauce?
Ŋ hilu wɔm?	What sauce do you prepare?
Ŋ hilu atrɔ risə na?	Do you prepare baobab leaves sauce?

Wa tʊkʊ mətə

⌊ hatʊ sɔkɔrɔ

Ŋ ñe tɛrʊ

⌊ saa maan

3) Make sentences with the following words and expressions

Lələn, hɛɛ mətə, Ma tʊwa, naan, tuna.

4) Answer these questions

Ŋ tʊkʊ wɔ ŋtaʊŋ tɛ?

Ŋ lakə ʊnɔ woŋkɔ?

Ŋ saa wɔ ran rɛ?

5) Translate into Lama

My mother cooks rice and beans

We don't drink porridge

Cut the meat

I pound yam

Hosted for free on livelingua.com

You prepare baobab leaves

Situation

Give the recipe of your favorite food.

TDA

Ask your host mother or sister how they prepare a local food.
Come and report to the class with new vocabulary.

Hosted for free on livelingua.com

Lesson 6

Invite someone, accept or decline an invitation



Objectives :

After studying this lesson trainees will be able to :

1. Use specific vocabulary and verbs to invite someone
2 Accept or decline an invitation in a polite way to maintain a good relationship with people, which will support their personal safety and security.

Hosted for free on livelingua.com

Dialogue

Amaka phones his friend Richard a Peace Corps Volunteer and invite him to a traditional dance.

Amaka:	Allo Richard
Richard:	Allo, an' ya-m?
Amaka:	Mɔna Amaka. Ma cii sɛ ma ña ra wal sintu ta. Ŋ wɛna aləwatə na?
Richard:	Ma wɪ lu ama ma tanna aləwatə. Aɣʊŋkʊr ra wal.
Amaka:	yoo. ʊ lapa

Dialogue in English

Amaka:	Hello Richard.
Richard:	Hello, may I know who is calling me?
Amaka:	It's Amaka. Would you like to go to Sintu dance with me?
Richard:	I am very interested, but I'm sorry. Next time we'll go.
Amaka:	Ok, goodbye.

Cultural notes

- ***In general, friends or members of the same family visit each other without any previous invitation.***
- ***You are always welcome to share a meal or a drink or to spend time together... even if that was not planned before.***
- ***You are responsible for your guest's food or drink.***
- ***It's necessary to express your limits during an invitation where people will be offering you food and drink again and again.***

Words and useful expressions

Some verbs

ciiʊ	to want
sɔlʊ/sɛlʊ	to want, desire, like
paa sɛlʊ	to really want

Occasions on which and places where one can invite or can be invited

len	funeral
len ta	in the funeral
yal kpaʊ	wedding ceremony
yal wastə ta	in the wedding
yo ləsʊ	naming ceremony
Sintu	traditional dance
rʊkʊ	traditional dance
apora	traditional dance
waar	dance
sɛnɪ ceʊ	songs(to attend)
Kismas	christmas
Kimas rɛ	on christmas day

Hosted for free on livelingua.com

Wʊnɔ cəfalɔ	New Year
teŋkar	feast
tapaski	Tabaski (Muslim feast)
sələmə far	bar/buvette/restaurant
akalɪ	a walk

Expressions to invite

Ma cii sə maŋ ña ra wal.....	I would like we go to...
Ma cii sə maŋ mɪ ra wal.....	I would like we (plural) go to...
Ma sɔla sə maŋ ña ra wal....	I would like we go to...
Ma laʊ lu sə ma ya-n.... ayʊkʊ rɛ	I would like to invite you on...

Expressions to accept an invitation

ʊ sara	It's fine
Ma nɪwa	Ok! (I accept)
Ma walʊ	I accept to go
ʊ sar-m	I am interested
ʊ la-m lələn ka paa	It pleases me very well
ʊ wɛ-m lu	It pleases me

Expressions to decline an invitation

Ma wɛna təmər	I am busy/I have a work
Ma tan aləwatə	I am not available
Ma wɛ lu, ama...	I like, but...
Aɪɪ, ma ra pɪsə...	No, I couldn't …
Ma ra pɪ ma wal	I couldn't go
ʊ sar-m paa, ama...	I am very interested, but…
Ma tan acaka	I am not available, I 'm not free
Ma tə sa	I don't think so

Exercises:

1) You want to invite your friends on these occasions. What will you say?

Sintu ta

Len ta

Kismas rɛ

Sɛnɪ ceʊ

Hosted for free on livelingua.com

2) Build a dialogue with the following expressions and practice it with your classmate.

Ma sɔla, ama, Ŋ wɛna, apora, Ŋ lakə wɔ, Ma tan, acaka, təmər.

3) Invite your school director to the bar

Grammar notes

The conditional tense is used to express politeness, a wish or to soften a demand or an order is expressed in Lama by:

Ma cii sə maŋ ña ra wal *apora*

I would like to go to the *apora* dance or

I would like we go to the *apora* dance

Other forms

Ŋ cii sə ña n'ɩ ɩɩ wal Sintu ta	you would like to go to Sintu with him/her
Ra cii sə ra n'wa ra wal ayʊkʊ we	would like to go to the market with them
Ma cii sə ŋ sənə-m	I vould like you to help me

Exercises

1) Invite:

The chief on Krismas day to your house

Your counterpart on New Year' s Day

2) How do you invite:

Your friend for the market

The school director on chrismas day

3) Complete this dialogue and practice it with your classmate

A: ll kʊra ya?

B: Alafɩa

A: ll wɛna aləwatə sə ma n'mɩ ra wal waar na?

Etc.

4) Translate into Lama

We are not free this afternoon

I am not busy

I am interested

I would like to invite you (plural) to the new year day.

I could not

Situation

Invite your counterpart for a drink at the bar ‘’oxygène"

TDA

Go to a member of your host family and ask him how he/she expresses his/her refusal when he/she is invited. Come and share with the class new expressions.

Hosted for free on livelingua.com



Hosted for free on livelingua.com

Lesson 7

Talk about daily activities





Hosted for free on livelingua.com

Objectives :

After studying this lesson, trainees will be able to:

1. Name the main different daily activities
2. Use the appropriate vocabulary and the present habitual to talk about daily activities in their community
3. Discuss cultural notes and safety and security issues related to the competence
4. Talk about their daily activities in the community for their good integration.

Text

Jacob's typical day

Jacob wasʊ kɔlɛsə ta. ⌊ kʊrʊ lɛn ka ŋ taʊŋ tɛ. ⌊ yal ɪ ñɪsa ta ni ɪ tʊ maɖə. ʊ fɛ n'ɪ sɛ lem, ɪ si weŋtə ni ɪ ləsə sɔŋtɔ. ⌊ kprʊ sɔŋtɔ ləsʊ ka woŋtə na, ɪ kpa sukul ñɪmpʊ. ⌊ pə kɔn mɪsə ta. ⌊ wʊsʊ akperiɔ ran rɛ na. ⌊ fisʊ cɪkɔ n'ʊ kprə, woŋtə na ɪ tʊ tʊnɔ n'ɪ sɪ n'ɪ hɪŋɖə.

Jacob is a teacher in a college. He wakes up early in the morning. He washes his face and his teeth. After this, he takes his bath, gets dressed, has his breakfast and leaves for school. He doesn't return home at noon. He goes home in the evening. After resting and eating he goes to bed.

Cultural notes

- ***In the morning people wash their face before they greet or start their activities***
- ***Activities are shared according to gender and age***
- ***In general, women take care of household chores.***
- ***It's better to wear appropriate shoes to go to farm .***

Words and useful expressions

Some places where someone can go for an activity

piro	the office
ayʊkʊ	the market
wo	the river
sukul	the school
nampu	the room
sɪʊ/fɔ	the farm
lem kpɔ	the bathroom
ramɔŋ	the toilet
ŋkpaʊ	the kitchen

Expressions

Ma sɛ lem	I take my bath
Ma li lem	I fetch water
Ma walʊ təmər	I go to work
tɔnrɛ hasʊ	to sweep the compound
nampu ta hasʊ	to sweep the room
sɪʊ waɖə	to go to farm

Hosted for free on livelingua.com

tʊnɔ saʊ	to cook meal
ñasə yalʊ	to wash dishes
wontə yalʊ	to wash clothes
wontə wɛtʊ	to sell things
ñasata yalʊ	to wash one's face
min wʊsu	to light fire
sɔŋtɔ ləsʊ	to take one's breakfast

Some verbs

sɛʊ	to bath
hasʊ	to sweep
yalʊ	to wash (dishes, vehicles, shoes)
hɪŋɖʊ	to go to bed
walʊ	to walk/to go

Some expressions of time

antaʊŋ	long time ago, before, in the past
kɔhən	now, nowadays
ayʊkʊ ayʊkʊ	sometimes
lɛn/lɛn lɛn	early
ayʊkən tən	everyday
ŋtamən tɛ	every morming
ran rɛ ranrɛ	every evening
ahoo aho ta	every night
tam tam	always

Other expressions

Ŋ lakə wɔ ŋtaʊŋ tɛ?	What are doing in the morning?
Ŋ lakə wɔ mɪsə ta?	What are doing at noon?
Ŋ lakə wɔ ran rɛ?	What are you doing in the evening?

Exercises:

1) Give the activities related to these periods of time

Ŋtaʊŋ tɛ	(in the morning)
Ran rɛ	(in the evening)
Ahoo ta	(in the night)

2) Write a dialogue and practice it with your classmate with the following expressions

Ayʊkʊ ayʊkʊ, Ŋ lakə wɔ, təmər ta , Ma walʊ.

Grammar notes

While talking about daily activities, the present tense is the most important tense used.
Example:

Lem liʊ ka ŋtamən tɛ	to fetch water every morning
Ma li lem ka ŋtamən tɛ	I fetch water every morning

Hosted for free on livelingua.com

Ma	+ li	+lem	+ka	+ ŋtamən tɛ
Sub + verb (present)		+ object	+ ka	+ expressions of time

Other examples

Lem sɛu ka ayukən tən to take one's bath every day
Ma sɛ lem ka ayukən tən I take my bath everyday

The expression of time can be placed before the subject and then we don't have any ''**ka**'' in the sentence.

Example:

Wontə yalu ka tam tam to always wash clothes
Naka yalu wontə ka tam tam Naka always washes clothes
Or
Tam tam Naka yalu wontə

Exercises:

1) Make sentences with these expressions

Example:

Tunɔ sau ka ayukən tən

Ma.....

Ma sa tunɔ ka ayukən tən

Suggestions

Sɔntɔ ləsu ka ŋtamən tɛ

Adji ----------

Təmər walu ka lɛn

Ŋ ----------

Wontə yalu ka kohən

Ra ----------

Tɔn rɛ hasu ka tam tam

Mary ----------

2) Say what you do at these different periods of the day

Ŋ lakə wɔ?

Ŋtamən tɛ

Ran rɛ ran rɛ

Ahoo aho ta

3) Rearrange the following words

ñɪsa ta / ŋtamən tɛ /ma/ma yalu/ka

lakə / Laura/ran rɛ/ wɔ /ran rɛ?

lem / ayukən tən /sɛ / sukul wisə/ka

Hosted for free on livelingua.com

Situation

1. Your counterpart would like to know what you do when you wake up.
2. Tell your host brother or sister your typical day in USA.

TDA

Ask these members of your Togolese family what they do in the course of a day and report back to the class

Father

Mother

Sisters

Brothers

Servants

Hosted for free on livelingua.com

Lesson 8

Ask for and give direction and time



Objectives:

After studying this lesson, trainees will be able to:

1. Use appropriate vocabulary to ask for and give directions and the time
2. Use the imperative form and prepositions to ask for and give directions
3. Discuss at least 3 cultural notes and safety and security issues related to orientation
4. Give and follow directions in the community.

Hosted for free on livelingua.com

Dialogue

Josephine would like to go to the post office. Adama shows her the way.

Josephine :	Ñan mɪsə
Adama :	Yaa. Ŋ walʊ lɔ?
Josephine :	Ma walʊ posə ama ma pə sʊn. Alapa ŋ pɪsʊ s'ŋ wʊl-m ñɪmpʊ na?
Adama :	ʊ tan kaaɖə. Walʊ, ŋ wa'sə ŋ na telʊ ka ŋ mətə nin rɛ. Posə wɛ kʊ wara ka wuro rɛ.
Josephine:	Ñan təmər ka tən. ʊ lapa nʊ tasə.
Adama:	yoo, ʊ lapa.

Dialogue in English

Josephine :	Good afternoon.
Adama:	Good afternoon. Where are you going?
Josephine :	I am going to the post office, but I don't know where it is. Please, can you show me the way?
Adama:	It's not complicated. Go straight ahead until you see the baobab tree on your right, the post office is behind it on the hill.
Josephine :	Thanks a lot. See you next
Adama:	Ok, see you next

Cultural notes

- ***In general, indications about distance are not precise***
- ***Sometimes with illiterate people, time is related to the activities of the day (like children going to school, Muslims' morning prayer...)***
- ***Some people will come late for meetings***
- ***People would prefer to lead you to the place by themselves or by having a child accompany you.***
- ***Keep asking people for directions until you arrive at your destination***.

Words and useful expressions

Name of some places

Ayʊkʊ	the market
pankə	the bank
far	the shop
ɖakʊta	the hospital
sukul	the school
loyatesan	bus or taxi station
Tʊnɔ far	restaurent
Sələm far	bar
Yapar	the road
Ñɪmpʊ	the way, the path
kʊtɨlku	the bridge

Hosted for free on livelingua.com

Ñɪmpayasa	intersection
Suləku kparɔ	railway

Verbs

wʊlʊ	to show
walʊ	to go
kpaʊ	to take
pɛlsʊ	to cross
hɛrʊ	to turn(right or left)
sɪŋɖʊ	to stop
wʊsʊ	to return
tənkʊ	to take(the path), to follow

Expressions related to directions

Pankə cal	near the bank
wʊro tɪ	at chief's
Sukul wara	behind the school
Ayʊkʊ ta	in the market
walʊ tən	go straight
nawɪr rɛ	on the left
mətə nin rɛ	on the right
hɛr nawɪr rɛ	turn left
cal	near/next to
calcal	too near/next to
ʊ cala	it is far
ʊ tə cal	it is not far
ce na...	from here to…
ce na rəna…	from here to there
ce n'ayʊkʊ ta	from here to the market

Expressions related to time

Ñʊrʊ	hour
Ñʊtə	hours
aləwatə	time/period
Ñʊtə ŋmɔ ŋ wɛ na?	What time is it? (what time do you have?)
Ñʊtə ŋmɔ maʊ ña cal?	What is the time?
Ñʊtə ŋmɔ mapa	what is the time?
ʊ maʊ ŋmɔ?	What is the time?
ʊ maʊ...	it's...
(ŋtaʊŋtɛ) ñʊtə ləɖə na fɔlʊ	It's 6:30AM
ran rɛ ñʊtə naʊna na cɪcasə hiu na nasəl	It's 5:12 PM
Ñʊtə hiu mapa	It's 10 o' clock
Aləwatə wontɔ ɪɪ kprʊ?	At which time are you ending?
Aləwatə wontɔ ra katʊ?	At which time are we going to meet?
Aləwatə lesʊ	to waste the time

Hosted for free on livelingua.com

Wara cɔwʊ	To be late
Ma cɔ wara	I am late
Ma wɛ ñɪsata	I'm early/my watch is fast
Iɛn kaŋɖə	to be on time/to be early

Exercises

1) Make sentences with these words.

Ayʊkʊ ta, loyatesaŋ ta, yapar rɛ, ɖakuta.

Example:

Alicia walʊ ɖakuta	Alicia is going to the hospital

Suggested verbs

wɛwʊ

walʊ

2) Read the time on these pictures



ŋmɔ mapa?		What is the time?
No. 1	ʊ mauʊ ñʊtə nakʊ	It's 9 o'clock
No. 2		
No. 3		
No. 4		
No. 5		
No. 6		

Grammar notes

1) Prepositions related to directions

In general they follow the noun.

Here are some

Hosted for free on livelingua.com

Prepositions	Meaning	Examples
ta	in	Steve wɛ nampu ta steve is in the room
cal	near, beside, next to	Lukur wɛ ayuku cal the well is near the market
wara	behind	Ŋ wɛ ma wara you are behind me
tɛ	under	Ñıl takarana tɛ Look under the books
ñısata	in front of	Sukul ñısata in front of the school
hɛkuta	in the middle of	Ðakuta wɛ kɔru hɛkuta The hospital is in the middle of the town
hɛkuta	between	Ma wɛ far na coci wa hɛkuta I am between the shop and the church
rɛ	on	Kossi cɔ cɛcɛ rɛ Kossi is on the bicycle
tı	at	Wiro tı at the chief's
are	on, up	Ñıl are Look up
atɛ	down	cɔ atɛ sit down

2) Imperative

The imperative form is used when giving directions.

Example:

wal far ñısa ta	go in front of the shop
pɛlsə yapar	cross the road

Exercises :

1) Use the following prepositions to answer these questions.

cal, rɛ, tı, hɛkuta, ta

wuro tı wɛ lɔ?

Wuro ----------

piro wɛ lɔ?

piro wɛ sukul na far----------

ll walu lɔ?

Ra walu kutəlku ----------

Lɔ Stan tuku tunɔ?

Stan tuku tunɔ ka ı kɔ----------

wisə walu lɔ?

Sə walu coci----------

Hosted for free on livelingua.com

2) Give directions using the verbs in imperative

Example:

Wʊləm Elisabeth akper. show me the house of Elisabeth

Places	**Verbs**
yapar	pɛlsʊ
sukul	walʊ
Wuro tɪ	wʊləm

3) What time is it?

8:00

11: 30

5:15 PM

4) Give indications based on the map below:

From one place to another

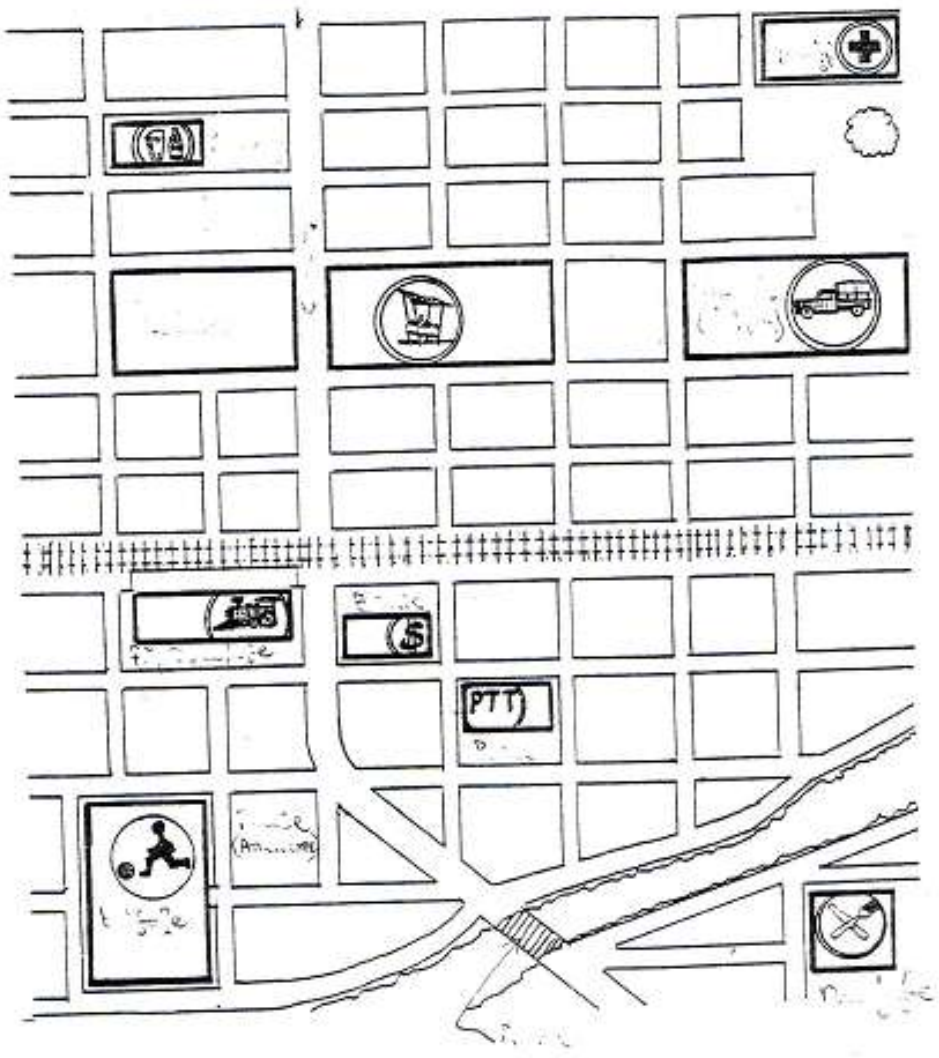

Hosted for free on livelingua.com

5) Translate into Lama

Where is the road to Kara?

It is not far

I am not far from there

Her father lives near the market

Situation

You are inviting your classmates to your host family's house. Give them directions from the tech house to your house.

TDA

Go to any member of your host family. Ask him/her to give you directions from your house to any place of your choice. Learn some new expressions

Hosted for free on livelingua.com

Lesson 9

Talk about transportation



Objectives:

After studying this lesson trainees will be able to:

1. Use correctly the interrogative words relative to transportation
2. Use the present tense(review)
3. Ask questions about the cost, travel time and destinations in order to travel independently
4. Discuss travel conditions and strategies to travel safely.

Hosted for free on livelingua.com

Dialogue

John would like to travel to Atakpame . He goes to the taxi station to find a "taxi-brousse" and discuss the conditions of traveling.

Trafa:	Ñan kanɖə. Ŋ walʊ lɔ?
John:	Yaa, ma walʊ Atakpama, ŋmɔ ɩɩ kpa ce na Atakpama?
Trafa:	2000F. Kan 500F ka wontə rɛ
John:	Aləwatə wontɔ ra rɛ?
Trafa:	Kɔnkɔhəñɩ. ʊ kasə yɩr kʊɖəm sə loor sir.
John:	Ñan təmər

Dialogue in English

Driver:	Welcome, where are you going?
John:	Ok, I am going to Atakpame. What is the transportation fare from here to Atakpame?
Driver:	2000F. Add 500F for the baggage
John:	when are we leaving?
Driver:	Right now. It remains one person until the car leaves.
John:	Thank you!

Cultural notes

- ***Travelers need to be patient enough because drivers will try to have as many passengers as possible before they depart, and they are often overloaded.***
- ***In some remote villages, you can be waiting the whole day, or vehicles are available only on market days.***
- ***It's important to have your valuables on you, not packed in your bags.***
- ***You should check your luggage whenever a passenger is getting off along the way.***
- ***PCVs should not travel on motorcycles without helmet***

Words and useful expressions

Means of transportation





cɛcɛ	bicycle/bike
apəprə/kpokpo	motorbike
loor/loya	vehicle(s)
takəsi	taxi
"semican"	taxi-motorcycles
sulku/pɩpa	train
kpəlʊ	canoe
afɩñɔn	plane
kpɔna/kpɔnaan	horse(s)
kpankɔ	donkey

Hosted for free on livelingua.com

Verbs

sɪʊ	to enter (a vehicle)
hɛrʊ, rɛtʊ	to pay
səsʊ	to stop (a vehicle)
sənɖʊ	to stop
cɔʊ	to sit (on bicycle, horse, motorbike)
walʊ	to walk/to go on foot
məlʊ	to drive
warkʊ	to break down
kpaʊ	to take
kpərʊ	to finish
wɔmə	to wear (helmet)

Useful expressions

cɛcɛ məlʊ	to go by bicycle
apəprə məlʊ	to go by motorbike
loor məlʊ	to drive a vehicle
cɛcɛ rɛ cɔʊ	to go by bicycle
apəprə rɛ cɔʊ	to go by motorcycle
kpɔna rɛ cɔʊ	to go by horse
loor sɪʊ	to enter /take the vehicle
naasə	foot/to go on foot
loor warasə	transportation fare
ñɪmpu walʊ	to travel
wontə sʊʊ	to take the luggage
loor warka	the vehicle is broken down
wɔ ŋ sʊkʊ ka ŋ walʊ...?	What [mode of transportation] do you take if you go to…?
Ŋ sʊkʊ wɔ ka ŋ walʊ Lema?	What [mode of transportation] do you take if you go to Lome?
Ma sɪ loor	I take the vehicle (public transportation)
Ma sʊkʊ loor	I take the (my) vehicle
Ma kpa apəprə	I take the motorcycle
Ma sɪ sulku	I take the train
Ma sɪ pɪpa	I take the train

Exercises:

1) Answer the following questions

Ŋ sʊkʊ wɔ ka ŋ walʊ...? What [mode of transportation] do you take if you go to...?

New York

Lema

ayʊkʊ

Wuro tɪ

Kantɛ

Hosted for free on livelingua.com

2) Find in the puzzle 8 modes of transportation and make sentence with them

r	k	p	ɔ	n	a	ɔ	ɛ	a	ŋ
o	f	t	o	a	k	m	ɩ	s	i
c	ɛ	c	ɛ	c	s	s	ʊ	k	u
a	ŋ	f	v	i	s	ə	k	a	t
p	r	m	s	m	p	r	c	o	ŋ
ə	ɖ	s	ʊ	e	w	s	k	i	ə
t	u	ɛ	l	s	r	k	p	l	f
r	k	p	ə	l	u	s	o	t	l
ə	l	ŋ	f	n	ʊ	o	k	h	o
p	u	o	l	ɖ	h	r	p	c	o
e	s	o	p	k	m	l	o	o	r

3) Draw a word of transportation

Start drawing a mode of transportation and let others guess what it is.

Grammar notes

1) The present tense of some verbs

cɛcɛ rɛ cɔʊ	**to go by bicycle**
Ma cakə cɛcɛ rɛ	I go by bike
Ŋ cakə cɛcɛ rɛ	You go by bike
Georges cakə cɛcɛ rɛ	George goes by bike
Ra cakə cɛcɛ rɛ	We go by bike
ll cakə cɛcɛ rɛ	You go by bike
Bill na Karen wa cakə cɛcɛ rɛ	Bill and Karen go by bike
Loor sɪʊ	**to take the vehicle**
Ma sɪ loor	I take the vehicle
Ŋ sɪ loor	You take vehicle
Doris sɪ loor	Doris takes the vehicle
Ra sɪ loor	You and me take the vehicle
ll sɪ loor	You take the vehicle
Wa sɪ loor	They take the vehicle
(Warasə) hɛrʊ ka trafa	**to pay the driver**
Ma hɛrʊ trafa	I pay the driver
Ŋ hɛrʊ trafa	You pay the driver
l hɛrʊ trafa	S/he pays the driver
Ra hɛrʊ trafa	we pay the driver
ll hɛrʊ trafa	you pay the driver

Hosted for free on livelingua.com

Wa hɛrʊ trafa	They pay the driver

Note: we also use the verb ''rɛtʊ'' to mean to pay.

Example:

(wasarə) rɛtʊ	to pay the money (to driver)
ma rɛtʊ trafa	I pay the driver
etc.	

Naasə walʊ	**to go on foot**
Ma walʊ naasə	I go on foot
.	
.	
.	
Wa walʊ naasə	they go on foot

2) The use of ŋmɔ (how much), wɔ (what)

The two interrogative words are associated with the verb **sɪʊ** (to enter) and are used with impersonal form:

Ŋmɔ to ask about the transportation fare,

wɔ to ask about the mode of transportation

Examples:

Ŋmɔ a sɪ?	how much it costs?
Ŋmɔ a sɪ n'a walʊ...?	how much it costs to go to ...?
wɔ a sɪ n'a walʊ...?	what mean of transportation one need to go to ...?

Prepositions related to transportation

Prepositions	**Means**	**Examples**
ta (in)	Loor Takəsi Sulku kpəlu	Ma cɔ loor ta : I go by vehicle. Kossi kam sulku ta : Kossi came (back from a travel) by train
rɛ	cɛcɛ apəprə kpɔna	Ma walʊ ''Gbatope'' ka cɛcɛ rɛ: I go to Gbatope by bike . Ma ci walʊ Lema ka apəprə rɛ; My father goes to Lome by motorcycle.

Exercises:

1) Make sentences using these words, use appropriate verbs and prepositions.

Example:

Hosted for free on livelingua.com

Ma cakə cɛcɛ rɛ ma walʊ ayʊkʊ. I go to the market by bike

kpəlu

pɪpa

takəsi

kpɔna

loor

2) Answer these questions

Asʊkʊ wɔ n'awalʊ...? What mode of transportation one needs to go to...?

kpɔna_ sokode

naasə _ far cal

pɪpa _ Blitta

3) Dialogue writing and practicing

You want to travel. Go to a taxi driver. Discuss the conditions of the travel. Write down a dialogue and practice it with your classmate.

4) Translate into Lama

My elder sister travels

What is the price of the transportation from Tsevie to Lome?

The transportation fare

We go to Accra by plane

Situation

You would like to go to Kara. Go to the station. Inquire about the conditions of the travel.

TDA

Go to a taxi station of your village. Ask questions to know the conditions of traveling from your post to the place of your choice. Come back to class with the informations.

Hosted for free on livelingua.com

Lesson 10

Talk about one's state of health



Objectives:

After studying this lesson, trainees will be able to:

1. Name different parts of the human body
2. Talk about their state of health or ask for someone's state of health
3. Use the direct complement personal pronouns
4. Discuss Togolese ideas and behaviors regarding sickness

Hosted for free on livelingua.com

Dialogue

Last night Katie did not sleep well because of a stomachache. She decided to go to the Peace Corps Medical Unit.

Katie :	Ðakʊta, ŋ kʊra ya?
Ðakʊta :	Alafɪa. arlakə-n?
Katie :	Ðə ɖəɖə ma tan sartə. Ma litə ta wɪ-m, afʊrʊ lakə-m rərɛ.
Ðakʊta:	Ŋ tʊ wɔ?
Katie:	Sena kəna
Ðakʊta:	Wʊr rasʊ. ʊ Kprʊ kohən. Ma mɔsə-n , nɪ ma ha-n kɔɔr.
Katie :	Ñan təmər

Dialogue in English

Katie:	How are you, Doctor?
Doctor:	Fine thank you. What's wrong with you?
Katie:	Since yesterday, I am not feeling well. l have stomach ache , I also have diarrhea.
Doctor:	What did you eat?
Katie:	I ate beans.
Doctor:	Don't worry. The pain is going to end now. Let me examine you and I'll give you some medicine.
Katie:	Thank you

Cultural notes

- ***People are not direct in saying what's wrong . They will first say everything is ok before they mention any sickness or sad news.***
- ***Sickness is seen like a punishement from god or ancestors or caused by sorcery.***
- ***People will not necessarily go to the hospital or to a health center when they are sick, but they will try different treatments by themselves with medecine or traditional infusion.***
- ***People believe a lot in trditional healers.***

Hosted for free on livelingua.com

Words and useful expressions

1) The body

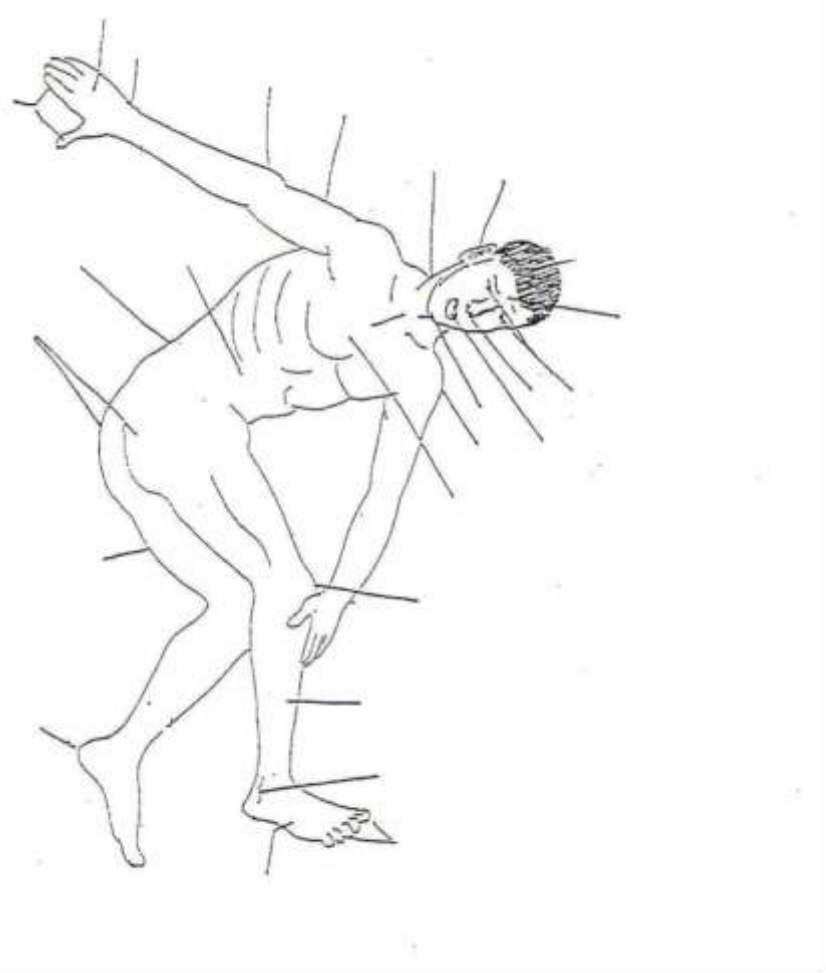

Hosted for free on livelingua.com

yır	human body	nin/ni	hand/hands
ñun	head	nir/ni	finger/fingers
ñısə	hair	litə	intestines
ñısa	eyes	naŋkpɔn	leg
ñısər	eye	naasə	legs
mır	nose	nahəmpir/nahəmpi	toe/toes
nɔ	mouth	nahəntarʊ/ nahəntarən	foot/feet
ceɖə/cela	tooth/teeth	lɔɔr	chest
ɖəndə/ɖəna	ear/ears		
hamʊ	arm	lu	
lu	neck		
təmɔ	waist		

2) The diseases

kʊtʊn/kutʊmən	disease/diseases
wısɔ/wısasə	disease/diseases
kpasʊ	cough
tutə	cold
fənamər	fever
afʊrʊ	diarrhea
anisɔ	dysentery
ñun holu	headache
litə ta wıʊ	stomachache
sita	AIDS
kakasə	tiredness



What is he doing?

Hosted for free on livelingua.com

Verbs

wɪʊ	to hurt
kanɖʊ	to heal
lɨpə	to take (swallow) medicine

Expressions

arlakə-n?	What's wrong with you? (wht's doing you)?
Ma ñun wɪ(m)	I have headache
Ma litə ta wɪ (m)	I have stomachache
Ma ñɪsa wɪ (m)?	My eyes hurt me?
ʊ wɪ-m?	I am sick
Ma nantə ta wɪ	I am sik
ʊ wɪ ŋ lɔ?	Where do you hurt?
Ŋ lɔ wɪ-n?	Where do you hurt?
Kpasʊ kpa-m	I have cough (cough attacked me)
Tutə kpa-m	I catch a cold (the cold attacked me)
Tutə lakə-m	I catch a cold (the cold attacked me)
afʊrʊ lakə-m	I have diarrhea
anɨko kʊ-m	I'm cold
ʊ wɛ soci	it's better
ʊ wɛ-n sənɔ?	How are you?
ʊ laʊ-ŋ soci na?	Are you getting better?
ʊ wɛ-n sartə na?	Are you getting better?
ʊ fɛ-ŋ rɛ ya?	Did you heal? (impersonal)
ʊ fɛ-ŋ rɛ ya?	Did you heal?
ʊ rakəl	let the sickness not get worse
caara/fɔɔ	sorry
ɖakʊta walʊ	to go to hospital
kɔɔr lɨpə	to take medicine

Exercises:

1) Give a lecture to the rest of the class pointing out the body parts you studied.
2) Write a dialogue using the following expressions (add some)

ʊ wɪ ŋ lɔ? ʊ ra kəl, alafɪa wɛ ya, ma litə ta wɪ-m, ma tan sartə.

Grammar notes

1) The use of ʊ (impersonal pronoun)

ʊ has the mean of the English impersonal ''it''

Example:

ʊ wɪ-m	I'm sick (it hurts me)

Hosted for free on livelingua.com

ʊ wɛ-n sartə na?	are you getting better? (it's getting better for me)
ʊ kprʊ	it is going to end

2) The complement personal pronouns

Ma ñun wɪ-m	my head hurts
Ŋ ñun wɪ-ŋ	Your head hurts
ɭ ñun wɪ-ɪ	His/her head hurts
Ra ñin wɪ-ra	our heads hurt
Mɪ ñin wɪ-mɪ	Your heads hurt
Wa ñin wɪ-wa	Their heads hurt

Note that at the first person singular we can also say :

Ma ñun wɪ-ma	my head hurts

Exercises

1) Answer these questions using the possessive adjectives following the example below:

Example:

arlakə-n?

Ñun (ma) – wɪʊ

Ma ñun wɪ-m

arlakə Deborah?

Litə ta (ɪ) – wɪʊ

arlakə-ra?

Ñɪsa (ma na Emilie) – wɪʊ

arlakə-wa?

Ni (David na Salifou) – wɪʊ

2) Translate into Lama

What is wrong with your leg? _____

She is sick _____

They go to hospital _____

Are you getting better? _____

They catch a cold _____

We are cold _____

I'm not feeling well _____

Situation

Your neighbor's wife is sick. Greet her and ask questions to know what is wrong with her.

TDA

Go to your host mother, ask her questions about how to show compassion to somebody who is sick. Come and report to the class.

Hosted for free on livelingua.com

Lesson 11

Express one's sympathy in a happy or sad event



Objectives:

After studying this lesson trainees will be able to :

1. Talk about the culturally accepted behavior during a happy or sad event
2. Use correct words and expressions to sympathize in those events.

Hosted for free on livelingua.com

Dialogue

Roselyn the wife of Rebeca's counrterpart has given birth. She pays her a visit and expresses her feelings.

Rebeca:	ʊ wɛ sənɔ?
Roselyn:	Alafɪa wɛ tən, ñan kanɖə
Rebeca:	Ma nɪʊ sɛ ɖel ŋ ləla. Ñan ñun lələn. yal na apal?
Roselyn:	Apal kəna
Rebeca:	ʊ sar paa. A ya ka sənɔ?
Roselyn:	A ya-ɪ sɛ Assetina
Rebeca:	ʊ sara, mʊ fɔfɔ kʊ ni ŋ yal na wontə
Roselyn:	Ñan təmər ka tən, ñan wɔsʊ

Dialogue in English

Rebeca:	How are you?
Roselyn:	Very fine, welcome
Rebeca:	I heard that you gave birth the day before yesterday. Congratulations! Is the baby a girl or a boy?
Roselyn:	It is a baby boy
Rebeca:	Very good. What is the name of the baby?
Roselyn:	His name is Assetina.
Rebeca:	Ok, here is soap to wash clothes with
Roselyn:	Thank you very much. Thanks for asking

Cultural notes

- ***It's very important to express one's sympathy to a friend , a colleague, your neighbor during a sad event (sickness, accident, death...) by visiting or making a symbolic gift of money, food or anything else depending on your relationship.***
- ***You do the same for happy events and you congratulate***
- ***Failing to give a moral support (especially to pay a simple visit) would make people think that you have no regard toward people or you are not interested in the community in which you live.***

Words and useful expressions



Happy events

Yal kanʊ/wastə	marriage
Yo ləlʊ	birth
Tʊwʊ (exam)	success
ñɪsata walʊ	promotion
Asɛ lem sɛʊ/paptɛm mʊ	baptism

Sad events

sɪm	death
mʊlɪm	robbery

Hosted for free on livelingua.com

mɨn	fire
təmər ta yepə	dismissal
fetər	accident

Verbs



ləlʊ	to give birth
sɛʊ (Asɛ lem sɛʊ)	to baptize
kanʊ (yal kanʊ)	to marry a woman
tənkʊ (wal tənkʊ)	to marry a man
mɪlʊ (wontə mɪlʊ)	to steal something
tʊwʊ	to succeed
sɨpə	to die
ñɔʊ (mɨn)	to burn

Expressions

For happy events

Ñan ñun lələn	Congratulations (you're lucky)
Mɪn ñun lələn	Congratulations (you plural)
Ñɪn ñun lələn	Congratulations to him/her
Ñan pəta liu	Congratulations!
Ŋ lapa	wonderful (you did great thing)
ʊ cɔ paa	it's so fine
ʊ kɔ ma ta	I'm happy
Ñan təmər	well done
Asɛ wasən	Gob bless you
Asɛ han fisu	long life

For sad events

caara	Sorry
Ñan kʊñʊn	Condolences
ʊ wɪ ma ta	I'm sad/angry
Asɛ hɛsə ŋ hɔɔr	be comforted
hɛsə hɔɔr	Have courage
ñasə ŋ tɛ	courage
ʊ ra wɪ ŋ ta	don't be angry/sad

Exercise :

1) Express your feeling on these events:
   Your brother got married
   Your host father has just lost his mother
   Your friend passed his exams
   Your aunt had her first baby.

Hosted for free on livelingua.com

Grammar notes

The past tense:

Yo ləlʊ	**to give birth**
Ma lələ yo	I gave birth
Ŋ lələ yo	you gave birth
Hilary lələ yo	Hilary gave birth
Ra lələ wisə	We gave birth
⌊ ⌊ lələ wisə	You gave birth
wa lələ wisə	They gave birth

casə sɨpə	**grand father dying**
Ma casə sɨpa	My grand father is dead
Ŋ casə sɨpa	Your grand father is dead
⌊ casə sɨpa	Her/his grand father is dead
Ra casə sɨpa	Our grand father is dead
Mɩ casə sɨpa	Your grand father is dead
Wa casə sɨpa	Their grand father is dead

Exercises

1) How do you respond in Lama to these events

Example:

⌊ kɔ lələ yo

ñɩn ñun lələn

- Ma ci sɨpa

_____

- ma kan yal

_____

- wa ral mʊ paptɛm

_____

- ra casə sɨpa

_____

2) Translate into Lama

I lost my father

Congratulations

She got married

Have courage

My condolences

You have succeeded

You have been promoted

Hosted for free on livelingua.com

Situation

The headmaster's wife at the school where you are working has just given birth. She meets you and announces the event to you. Express your feelings to her.

TDA

Go to see your counterpart. Ask him questions on what he does when event occurs in the community. Come and share with the class the new expressions.

Hosted for free on livelingua.com

Lesson 12

Ask for help in an emergency case



Objectives:

After studying this lesson trainees will be able to:

1. Use appropriate words and expressions to ask for help in an emergency case
2. Use complement pronouns
3. Discuss the safety and security support system in their community

Hosted for free on livelingua.com

Dialogue

There is a snake in Fati's room. She cries and asks for help. The neighbors rescue her.

Fati :	Cayɪ! ɪɪ kan, ɪɪ kan. Ðəm kəlɛ.
Neighbors:	ɭɭ ha-m lakʊ. Ka-ɪ?
Fati :	ɭ wɛ ma nampu ta, kpeɖə tɛ. Aʊʊ ɪɪ sən-m.
Neighbors :	Ŋ hɔɔr ra li. Ra kʊ-ɪ kɔhən.
Fati :	Mɪ'n təmər ka tən. Mɪ'n ma ñun yape.

Dialogue in English

Fati :	Oh! Come, come, the snake.
Neighbors:	Give me the stick. Where is it?
Fati:	It is in my room, under the chair. Oh help me!
Neighbors:	Don't worry. We are going to kill it now.
Fati :	Thank you very much, thanks for helping me.

Cultural notes

- ***Solidarity between people in the community is very strong, so you just call out if you need others' help.***
- ***In towns or big cities people are more individualistic***.

Words and expressions

To alert:

Cayɪ ɖəm kəlɛ!	Snake!
Ðəm ɖəm-m	the snake has bitten me
A kʊ-m kəlɛ yooo!	people are killing me (the person is beaten)!
Mɪl kəlɛ yooo	thief

To ask for help:

ɪɪ sən-m yooo	help me
ɪɪ mʊ-m (yooo)	help me
ɪɪ lɛ-m yooo	save me
ɪɪ yaʊ ma ñun yooo	save me
ɪɪ ya ma təmər ta	call my office
ɪɪ ya numero ka rɛ	call on this number
ɛɛŋ, aaʊ	yes

To propose help

Ma sən-ŋ ya?	Can I help you?
Aralakə-n ?	what's wrong with you?
Ma laʊ wɔ?	What can I do?

Hosted for free on livelingua.com

To refuse help

Aɪɪ ʊ mɔwa	no, it is ok.
Aɪɪ yeʊ	no, let

Harassment/attack

wɔlɛ?	What's that?
Ma pə cii sɨmpə	I don't like that
Yem la!	Let me (alone)
Ra laʊ la	don't do that
Wal na li	go away (from me)
Ŋ pə se yɪra ni?	Don't you respect people?

Exercises:

1) If you were in these situations, what would you say?

ɖəm sɪ ña nampu ta

wɔkʊ wɛ ñɪmpu ta

mɪl mɪlʊ ŋ cɛcɛ

2) Wich words or expressions would you use in these situations?

Someone touches your buttocks

You see a snake in your compound

You are very ill and you want the help of your neighbour

Someone is demanding to marry you

A crazy man is harassing you

Grammar notes

The personal object pronouns

ɪɪ sən-m	Help me (you plural)
sən-m	Help me

The personal object pronouns are:

Lama	**English**
-m/ma	me
-ŋ/n	you
-ɪ	her/him
-ra	us
-mɪ	you
-wa	them

Hosted for free on livelingua.com

Exercise

Translate into Lama

Can I help you?

Help them

They help me

It's ok

Her father helps me

What can I do?

Situation

When coming from the market around 6:00 p.m., you saw a group of people. They attempt to attack you and they steal what you bought. Ask for help.

TDA

Go to your host brother. Ask him questions about how he asks for help when a dog chases him. Come and report to the class.

Hosted for free on livelingua.com

Lesson 13

Talk about her/his work







Objectives:

After studying this lesson trainees will be able to :

1. Use appropriate vocabulary and the conditional tense to talk about their job in the community.
2. Discuss the importance of foreign help (especially American help) in Lama communities.

Hosted for free on livelingua.com

Dialogue

Carla a GEE Volunteer in Kante-Agninkata met the Director of the CEG and explained to him the reason why she is there

Director:	Ñaŋ Kaŋɖə
Carla:	Yaa. ʊ wɛ səns?
Director:	Alafɪa wɛ tən. A ya-n sɛ anɔ?
Carla:	A ya-m sɛ Carla. Ma lin Amerika kɔrʊ ta. Ma cii Corps de la Paix təmər laɖə.
Director:	Təmər woŋɖɔ ŋ kɔ s'ŋ laʊ ra tɛ ce?
Carla:	Ma cii GEE yɪr, Fransɛ ta sɛ ''Education et promotion de la fille''. Ma kɔ sə ma laʊ təmər na yalawisə, sukulwisə na təma kpaŋkəlra. Ma kɔ ma wʊl-wa sənɔ sɛ wa laʊ ni wa wal na ñɪsa ta.
Director:	ʊ sara.Tə ricelɔ Corps de la paix təmər laɖa lakə yaʔ
Carla:	Aaɪ, təma wɛ ŋtɛ ŋtɛ.
Director:	Ŋ kam ce n' ʊ wɛ-m lələn ka paa.
Carla:	Mɪn təmər.

Dialogue in English

Director:	Welcome
Carla:	Thank you ! how are you ?
Director:	I am very fine. What's your name, please?
Carla:	My name is Carla. I am from America. I'm a Peace Corps Volunteer.
Director:	What kind of work are you going to do in our area?
Carla:	I'm GEE Volunteer. In French "Education et Promotion de la Fille". I will work with female, students as well as apprentices. I'm going to teach them how to promote themselves
Director:	That's good. Is it what all Peace Corps Volunteers are doing?
Carla:	No. There are other programs.
Director:	I'm happy that I am going to collaborate with you.
Carla:	Thank you.

Cultural notes

- ***Americans are well regarded in the community and everybody would like to befriend or to collaborate with them.***
- People think Americans are rich and powerful and have solution for any situation

Words and expressions related to programs

GEE: yalawisə waɖə ka ñɪsata

sukul	school
sukulwisə	students
cica/wʊlɖə	teacher
kɔlɛs	college

Hosted for free on livelingua.com

təma kpaŋkəlɖa	apprentices
wisə cina	parents
təmər ta	workshop/office
ci/ri	patron/father and mother
Katisɔ	meeting
wʊlʊ	to teach
kpolʊ	to gather/to assemble
rɨkpoləŋɖə	place of meeting
lɛn hawʊ	to advise
Ma kɔ ma laʊ təmər ka yalwisə ñɪsa ta waɖə ñɪmpʊ ta	I will work in the GEE program
Ma tasʊ wa lɛn ka wonɔ wa rʊkʊn wa tɛ na	I will give them advice on how to remain a virgin
Ma'n yalawisə ra lakə təmər	I work with students
Ma na yalawisə ra ka ra wʊtə n'ʊ tonə hosə ləsʊ	I'm going to talk with girls about abortion

CHAP: tɛnʊ ta alafɪa ñɪmpʊ ta

ɖakʊta ta	in the hospital
ɖakʊta	doctor/nurse/hospital
kɔɔr	medicine
añarə sɛpə	to inject
lɛn tasʊ	to advise
wisə mɔsʊ	baby weighing
cɪɖəcɪɖə lakasə	hygiene
wisə rɛ ñɪlʊ	to take care of children
sita kʊtʊn	AIDS
kʊtumɨn ŋtɛ ŋtɛ	all kinds of diseases
muto tɛ hɪŋɖʊ	to sleep under the mosquito net
tɛm/ŋtɛŋtə wʊtʊ	to give information/causerie
ma sirʊ yala ka wonɔ wa lakə sɛ wa ñɪl wisə rɛ na	I give information to women on how to take care of children
Ma kpolʊ yɪra sɛ ma wʊtən Wa sita kʊtʊn rɛ	I assemble people and give them information on AIDS

NRM: Ten sɛʊ na fɔa təmər

haɖa	farmers
tu/ten	tree/trees
fɔ/sɪʊ	farm
harɨm	farm
harʊ	to farm
ɖiu	to sow(maize, beans…)
sɛʊ	to plant (trees)
məsɔ	cooking stove

Hosted for free on livelingua.com

huɖə	compost, fertilizer
''angrais''	fertilizer
''angrais ɖɪʊ	fertilizer use
tun	rain
yelɨm (ta)	rainy season (in the)
asalʊn (tɛ)	dry season (in the)
ñɪtə	grass
raasə	wood
ɖisu	to breed
naan	cows
camɪ	chickens
wʊn	goat
ra sɛ ten	We have to plant trees
ten kɔn tun	Trees favor rain

SED: Wɛtrə lapə hɔlʊ ta

far	shop
far tɪ	shop keeper
warasə	money
akpar	group
''tontine''	tontine
pank	bank
weŋtə wɛtʊ	to sell things
weŋtə yapə	to buy things
wɛtrə/wɛtra	seller/sellers

Exercises

1) Give in Lama two or three activities from each program
2) Make sentences following the example below

Example:

wontə wɛtra, ayʊkʊ ta

wontə wɛtra walʊ ayʊkʊ ta — the sellers (of things) go to the market

haɖa, ten

''GEE volontaire'', sukul wisə ka lɛn

sukul wisə, katisɔ

yala, ayʊkʊ

Grammar notes

The future tense

It is analogous to the informal American English ''future'' construction of ...going to... Ma kɔ ma laʊ təmər na yalawisə: I will work with girls (Iam going to work with girls).

Hosted for free on livelingua.com

or

Ma kɔ sə ma lau təmər na yalawisə: I'll work with girls (I'm going to work with girls)

kɔ is the (contracted) conjugation form of the verb ''kam'' (To come)

Example:

kɔɔr kpɪʊ	to spray (insecticide)
kɔɔr kpɪʊ ka ten rɛ	to spray on trees
Ma kɔ sə ma kpɪ kɔɔr ka ten rɛ	I will spray on trees
Ŋ kɔ sə ŋ kpɪ kɔɔr ka ten rɛ	You'll spray on trees
l kɔ sə ɪ kpɪ kɔɔr ka ten rɛ	S/he will spray on trees
Ra kɔ sə ra kpɪ kɔɔr ka ten rɛ	We'll spray on trees
ll kɔ sə ɪɪ kpɪ kɔɔr ka ten rɛ	You'll spray on trees
Wa kɔ sə wa kpɪ kɔɔr ka ten rɛ	They'll spray on trees

Exercises

1) Answer these questions.

Example:

Ŋ Kɔ sə lau wɔ cer? sukul ta walʊ

Cer ma walʊ sukul ta.

Wɔ ɖakʊtana kɔ sə wa lau? Wise mɔsʊ

Haɖa kɔ sɛ wa lau wɔ cer ten sɛʊ

Ten weŋñɔ haɖa kɔ sə wa sɛ? ''moringa'' ten

''volontaire'' kɔ sə ɪ lau wɔ ce? Tasʊ lɛn ka sita wɪsɔ rɛ

2) Translate into Lama

I'll work with farmers

You will teach in college

The parents have meeting

The Peace volunteer will work well

I'm happy that I will collaborate with you

She's living in Defale

Situation

You meet the women of your post. Explain to them what are the main activities you are going to do with them.

TDA

Go to the chief of your village, introduce yourself and talk about your program in lama

Hosted for free on livelingua.com

Useful expressions

1) Conversation managers

Ŋ wʊtə sɛmɔ yɪ	what did you say?
wʊtə rə hɛɛ	say it slowly
Tasə wʊtʊ	Say it again
ʊ siru səmɔ?	What does it mean?
Ma tə nɪʊ	I did not understand
Ma tə nɪʊ pəta	I did not understand it
Ŋ nɪʊ ya?	Is it clear to you?
ɛɛŋ, ma nɪwa	Yes, I heard
Aaɪ, ma tə nɪʊ	No, I did not hear
Ŋ tɔn səmɔ?	What are you saying?
Ŋ wʊtʊ səmɔ yɪ?	What are you saying?
ʊ tə laʊ wʊr	It doesn't matter
tʊfələm na?	Is it true?
ɛɛŋ tʊfələm	Yes it is true
Ŋ wɛ na tʊfələm	you are right
Ŋ tɛkʊ	you are liying
pəpɔtə	lie
ʊ sara sə...	It's good to...

2) Needs

Ñʊsə kʊ-m	I'm hungry
Ma hɔwa	I'm full
Ma tʊkʊ	I eat
Lʊkʊtə kʊ-m	I'm thirsty
Ma ñe...	I drink…(all liquids)
Ma ñe lem	I drink water
ʊ nɪ-m	I'm tired
Ma fisʊ	I'm resting
Ma walʊ hɪŋɖʊ	I'm going to bed
Rem lakə-m	I feel sleepy
Ma walʊ ramɔn	I want to use the latrine
Timɨn wɛ	It's hot
Mɨn wɛ	It's hot
Timɨn lakə-m	I'm hot
Anɨko wɛ	It is cold
Anɨko kʊ-m	I'm cold

3) At home

Kafaɖa	Excuse me, please
Sɪ	Come in

Hosted for free on livelingua.com

Ñan kanɖə	Welcome
Mın kanɖə	Welcome (you plural)
Alafıa ya /alafıa kəlɛ ya?	What's the object of your visit?
Ma walʊ təmər ma kan	I'm going to work
Wal n'ŋ kan	(Go and) come back safely
Ŋ kan lɛn	Come back early
Cɔ/cɔ kperə rɛ	Have a seat
Cɔ akperı	be at home
Cɔ atı	sit down (have a seat)
ll cɔ atı	sit down (you plural) Have a seat)
Ra tʊ	let's eat
Kan ra tʊ	come and let's eat
Ma ra tʊ	I'm not going to eat.

4) Travel

Ma walʊ ñımpʊ ma kan	I want to travel and I'll be back (return)
Ŋ wal sartə	Have a good trip
Wal n'ŋ kan	see you/come back safely
Rəna ñımpa nı?	What about the people over there?

5) Compliment

Ŋ weŋtə-tə mʊna-n	You are wearing nice clothes
Ŋ sar paa	You are looking nice
Ŋ pəsaʊ kʊ sar-m paa	I like your cloth

6) At work

Ñan təmər	thanks
Ñan təmər	Well done
Yaa/yoo	OK
Ŋ wɛ rɛ ya?	Are you doing it?
Ma wɛ rɛ	I'm doing it
Təmər wɛ ɖen	The work is hard

7) The weather

Tun nı	it is raining
Ahilim fɛtʊ	The wind is blowing
Tun kaa	The weather is dark
Mısə ñak	The sun shines

8) At feast

Tenkar	The feast
Tenkar wɛ lələn	The feast is good

Hosted for free on livelingua.com

English-Lama Glossary

A

Able - pɪsʊ

accept (v) – təsʊ

add (v) - tasʊ

affair – tɛm

afraid (to be) – nafatə wɛʊ

after – wara

afternoon – mɪsə ta

again – tasə, mul

agree (v) - təsʊ

air – ahil i m

all – tən

all right – ʊ sara

allow (v) – yepə (v), yeʊ

alone – rɪcel

also - rərɛ

always – tam tam

America – Amerika

American – Amerika tɪ, Amerika yo

among - hƐkʊ ta

and - na

animal(s) – kpenɖə/kpena

answer (v) - cɪsə, cɪsʊ(v) cɪsətə(n)

any-paa

anyday – paa ayʊŋkʊ na

anybody - paa weñɪ na

anything – paa atɪ, paa wontə na

anywhere – paa lɔ

arrest – kpaʊ(v), kpa

arrive – talʊ(v), tal

articles – weŋtə

as - sɛ, sə

ask - wɔsʊ(v), wɔsə

assistant(s) - sɪŋɖə/sɪŋɖa

at – rɛ

Hosted for free on livelingua.com

B

baby – yo
back - wara
bad(it is) - ʊ tə sar
baggage – weŋtə
baobab – telʊ
barber - ñɪsə kur
basket – sutrə
bathe(v) - sɛʊ
bathroom – lem kpɔ
batteries(for flashlight) - tɔsə wɛ
be(v) – ciiʊ
beans - sena
beat (v) – mapə, maʊ
because – wontə rɛ na
become (v) – wʊsʊ
bed - kaɖʊ
bedroom – nampu
bee - tɪ, tɪn
beer - pɪɛr, anɨnsara sələm
befriend - rantʊ
beg - hɪŋɖaatɪ
begin(v) - paasʊ, paasə
behind - wara
bicycle - cɛcɛ
big - cɪkpɔl
bird - asɨmo, asɨmasə
bite - ɖəm
blood - calɨm
body - tɛnʊ
boil – wasʊ
book – takara, takarana
born(to be) – ləlʊ
borrow - sɪʊ
boss – ñun ci, səsɛ
bottle - kpalpə r
bowl – tasər, tasa
boy – apalayo, apalawisə
bread - kpɔnʊ
break – yʊkʊ,kaɖə
bring - kanʊ, kana
brother(elder) - ɖal, ɖalna
bucket – tɔka, tɔkasə
build (v) - mawʊ, ma
building - nampu
burn – sɛʊ , wurtə
bury(v) – yimʊ, yim
business - təmər
busy(to be) – rʊkʊnʊ, ñɪsa sɛʊ
but - ama
buttocks – kʊtəkpeli
buy(v) – yapə, yaʊ

Hosted for free on livelingua.com

C

cadaver – səɖə, səɖa
calabash – afəlo
call – yaʊ, ya
calm – ɖɪhɛɛ
camera – foto
cancel – hɪsə, hɪsʊ
careful – ɖɪhɛɛ/ɖɪyemla
cash - warasə
catch – kpaʊ, kpa
cement – sɨmtə
ceremony – kɔtrə
chain – kparɔ, kpasə
chair – kpeɖə, kpelɪ
cheese – wakasə
chief – wuro, wursə
chicken – camar, camɪ
child – yo, wisə
choose (v) – lə sʊ, ləsə
church - coci
church(building) – coci nampu
city - kɔrʊ ta
classroom – sukul nampu
clean(v) - catə, yalʊ, yal,
clean – cɪɖəcɪɖə
clear – kpəlkpəl
clock - waci
cloth - pəsaʊ, wɔʊ
cloud -tun wʊntə
coat - kotʊ
coffee - kɔfɪ
cold - anɨko
comb - sarɔ
comb(v) - saʊ, sa
come- kan
come from – linʊ, lin
come out – liʊ, liwa
comfortable - sartə
commerce - wɛtrə
company - akpar
complete – tɛsʊ, tɛsə
congratulate -sɛʊ, sɛ
continue - walʊ
cook(v) - saʊ, sa
cook soup(v) - hiluʊ
cost(v) - yawɔ wɛʊ
cough - kpasʊ
count - kalʊ, kal
country - tɛtə, kɔrʊ
cover(v) - sɨlu,
cow- naa
co-wife – yaɖɨm, yaɖɨmpa
crazy - wɔkʊ
cross(v) – tasʊ, lantʊ
cup - kɔpʊ
customer - yaɖə, yaɖaa
cut – pɛlʊ, pɛl

Hosted for free on livelingua.com

D

dance - waar
dark – tawundə
darkness – tawundə
date - ayʊkʊ
daughter – wilu
daughter-in-law – wol
day– ayʊkʊ
day after tomorrow - tuhu
days after tomorrow(future) – cer wara
day before yesterday – ɖel, ɖel wara
death – sɨm
decide (v) – mɔsɨm kpaʊ
deceive (v) – tɛkʊ
defecate(v) - wʊntə nɪʊ
dentist – cela kɔɔr laɖə
deny(v) – fɛsʊ
desire - sɛlɪm, sɛlʊ, sɛl
dew - camələɨm
diarrhea - afʊrʊ
die(v) - sɪpə
different – ntɛntɛ
difficult - ɖen
difficult(it is) – ʊ wɛ ɖen
difficult, hard- kaaɖə
dig - wuru
dinner – ran rɛ tʊnɔ
dirty - asɨma
disease - wɪsɔ, kʊtʊn
dish – ñalɔ, ñasə
do - laʊ, lapə
doctor – ɖakʊta, kɔɔr laɖə
dog - hɔn
door – nampu nɔ, kpəlu
double – naʊl, akpapa naal
doughnut – kakarɔ, kakarasə
dream – resʊ(v), resɨr
drink– ñeʊ, ñe
drive – məlʊ
dry – wʊlɪ, wʊla
dry season – asalʊn
dust – məsʊ
duty – təmər

Hosted for free on livelingua.com

E

each - paa weñi na
ear - ɖəndɖə
early – lɛŋ
earth - tɛtə
easy – tan kaaɖə
eat (v)- tuʊ
egg - yaɖə, yala
either – yaa
enemy – amʊra
enjoy (v) – lələn nɪwʊ
enough - tɛmpə
enough(it is) – ʊ mɔa
enter(v) - sɪʊ
evening – ran
everything – tətən, tən
everywhere – paa lɔ
excuse me - kafaɖa
exist (v) - wɛwʊ
expensive – yawɔ
explain (v)- yasʊ, ta ləsʊ
eye – ñɪsər

Hosted for free on livelingua.com

F

face – ñɪsa ta
fall (v) - fetʊ
fall like rain (v) - nɪʊ
false - pʊpɔtə, tɛkətə
far – wolɨn, cala
farm - fɔ, sɪʊ, harəm
farmer - haɖə
father – ci
fast – fɪfɪ
fatigue – kakasə, nɪrtə
favorite - sɛlɨm ñɪntə
fear – nafatə
feast - tenkar
feet - nantarən
fever - fənamər
few - cikɔ, cɪkalwa
field - fɔ, sɪʊ
fight - yeʊ, mapə
finally - atɪsʊ na
find(v) - hiwʊ
fine(health) – alafɪa, sartə
finger - nir
finish - tɛsʊ, kprʊ
finish(it is) -ʊ kpra
first – kiɖinkiɖin, apasʊnʊ
floor - atɛ
flour – mɨlɨm
follow(v) - tɪnkʊ
food - tʊnɔ, tʊtə
foot – nantarʊ
force- ɖen
forest – laʊŋ
forget(v) – sɛwʊ
four – ŋnaʊsa
friend – ra
friendship – rantə
funeral – len
future – cer, cer wara

Hosted for free on livelingua.com

G

game - asentɪ
gather(v) - kpolʊ
gift – haaɖə
give - haʊ
go(v) - rɛ
go away - rɛ, fɛ
go down(v) - tu
go home(v) – kpem
go up (v) - kpaʊ, kpa
God - Asɛ
greetings – sɛrtə
grind - nam
ground - atɛ
group - akpar
grow(up) - kpɔlʊ

H

hair - ñɪsə
half - fɔlʊ, (hɔlʊ)
happen(v)- lapə
happen (what) – ar lapa(?)
happy - ta lələn, ta kɔrtə
hard – ɖen
hat - yikər
heal (v)- kanɖʊ
health – alafɪa
hear (v) – nɪʊ
help (v)- sənʊ
here - ce, ceñɪ, cehəñɪ
hold (v)- rʊkʊnʊ
home - rɛ, akper
hospital - ɖakʊta
hot - mɨn, timɨn, hankɪn
house - rɛ, akper
how - sənɔ
how(many/much) – ŋmɔ
human – yɪr
humid – anutrə
hunger – ñʊsə
husband – wal

Hosted for free on livelingua.com

I

I – ma
idea – mɔsəm, limɔsəm
if - ŋnə
illness - wɪsɔ, kʊtʊn
immediately - tan kʊɖəm, kpakpa
in – ta
increase (v) – kpasʊ, tasʊ
inform (v) – siru
initiation – kɔtrə
inject (v) - sɛpə
injection - añaɖə
instead(of) – wontə sə

J

Jealousy – sɪsə, yarɨmsɪsə
job – təmər
joke - asentɪ, fawɪ
journey - ñɪmpʊ

K

keep (v) - ɖʊkʊnʊ, mɛsʊ
key - safɪr
kill (v) – kʊ
kitchen - ŋkpaʊ
know (v) - səm

L

Large - walɪ
late (to be) - wara cɔʊ
laugh (v) – woŋkʊ
laugh – woma
learn(v) – kpanklʊ
left - nawɛr
leg - nankpɔn
let - yəpə, yeʊ
letter – takara
life – fisu
light(lamp) – kanɖə, latə
light(sun) – mɪsə
like(as) – sə, sɛ
like(v) – sɛlʊ
listen (v) – ceʊ, coʊ
live(v) – wɛʊ
lorry – loor
lose(v) – lesʊ
lot(a lot of) – tɛmpə
love - sɛɛləm
low - atɛ atɛ
lunch – mɪsə ta tʊnɔ

M

machete – kpacɪr/kpaca
madame – ra ri
maize – waməla
make – lapə
malaria –atikɪsi
male – apal
man - yɪr, apal
man (young) –apalayo
many – tɛmpə
market - ayʊkʊ
marry(a woman) – yal kpaʊ
marry(a man) – wal tənkʊ
me – m, ma
measure – mɔsʊ, cicʊ
meat – nantə
medicine – kɔɔr
meet(v) – yesʊ, katʊ
meeting – katisɔ
middle – hɛkʊ
milk - naalɨm
millet – məla
miss(v) – lesʊ, tɛlsʊ
miss – ra kɔ
moment – aləwatə
month – fenɖɔ, asɛci
moon – fenɖɔ, aɛsci
mosquito – wɔɖə, wɔtə
mountain - wʊ
mouth – nɔ

Hosted for free on livelingua.com

N

name - yɪɖə
near – cal, calcal
necessary – ʊ wasa
neighbor – tantəra, calra
never – kparkpaʊ
new – cɪfal, cɪfatə
next year – wuntəli
night – ahoo
no - aaɪ
nothing – yem, fala
now – kɔhən
nurse – ɖakuta

o

obey - ñam
ocean - apʊ
offer - haʊ
office - təmər, piro
okra - mana
old - səsɛ
old(man) - akanɖə, pɪa
on - rɛ
once - tankuɖəm
once, same - kʊɖəmtə
only - rɪcel
open - təlʊ
opinion - mɔsɨm, limɔsɨm
or - yaa
out, outside – awara,awarən rɛ

P

pack – kpɔtʊ
pain - wɪsɔ
pants – pantalɔn
paper – takara
path – ñɪmpʊ
pay – hɛrʊ, hɛr
peace - anɨko, lanhɛsər
people – yɪra
pick up – tɛs, tɛsʊ
piece – fɔlʊ
pig – afa, afana(pl)
place – tətar, awɔr
poor - ahʊsə
pound – hatʊ, hatə
pour – wʊrʊ,wʊr
practice – mɔsʊ
pregnant – ho
pregnant(to make) – ho rɪʊ
prepare dough(v) – mətə saʊ
prepare sauce(v) – hiluʊ
prison – sarka
problem – tɛm
profit - ŋfasəwa
public – yɪra, amaka
public(in the) – yɪra ta, amaka ta
pull – hɔm

Q

Quarrel - yeʊ
quench - ɖəsʊ
question - wɔsətə
question(v) - wɔsʊ
quickly - ɖɪsam, lɛlɛ, fɪfɪ
quiet - ɖəhɛɛ

Hosted for free on livelingua.com

R

rabbit - ason
rain – tun
rainy season – yelɨm
raise (v) – kpasʊ
rasor - lam
read (v) – kalʊ
real – tətər
reason – tʊfəlɨm
receive (v) – mʊʊ
red - cɪsɛm
refuse(v) – kɨsʊ
reimburse – wʊsənʊ
religion - kɔtrə
remain(v) – kasʊ
remember (v) - tɛsʊ
repair(v) - ñɔsʊ, rɔnʊ
repeat(v) – tasʊ, cisə
reply (v) – cisʊ, cisə
respect(n) – ñamtə
rest(v) – fɪsʊ
result – ŋfasʊwa, ñun
return – wʊsʊ
rich – seʊ
richness – seʊtə
right now – kɔhən
river – wo
road – yapar
room – nampu
run(v) – seʊ, se

S

salt –yasə
sand - añɪnka
save(v) – tɛlsʊ
say – wʊtʊ
season - aləwatə
see(v) – naʊ, na
send(v) – trʊ
servant – trəɖə
service – təmər
sheep - mɛɛsi
short – cɪtul, cɪnku
simple – tan ɖen
singer – yentə yɪr
sister – kɔ
skin – tɛnʊ
sky – asɛta
sleep(v) – ɖeʊ
slowly – ɖəhɛɛ
small – cinku
smoke – ñeʊ
snake – ɖəm
so – səmpə
soldier – sʊca
somebody – yɪr nɛr
something – nantrə, ŋtrə
somewhere – ɖil
song – sɛnɪ, yentə
sorry – cara
speak – wʊtʊ, wʊtə
start – pasʊ, pasə
stay - cɔʊ, cɔ
steal(v) – mɪlʊ, mɪl
stomach – hilu, litə
stone - wɛr
stop - sənɖʊ
stranger – akɔm
stupid – tan lɛn
sun – mɪsə
sweep – hasʊ
sweet – lələn

Hosted for free on livelingua.com

T

table – taprə
take (v) – mʊʊ
taste(v) - ɖənkʊ
tea –ti
teach – wʊlʊ, wʊl
tell – sirʊ, sir
thank (v) – sɛwʊ
thanks (giving) – sɛrtə
that – sə, sɛ
then – səmpə na
there - rəna
thief -mɪl
think –mɔsʊ, mɔsim
tirst – lʊkʊtə
throw(away) - wɛɖə
tired(to be) – nɪʊ
tiredness – kakasə
together – ɖəman cal
touch – tekənʊ, tekəna
town - kɔrʊ
travel(v) – ñɪmpʊ walʊ
traveler – ñɪmpʊ waldə
trousers – pantalɔn
true – tʊfəlim
try(v) – mɔsʊ, mɔsə
twice – tamaŋ naʊl
twin – rimpu, rimpa(pl)

U

umbrella – samʊ celʊ
under – tɛ, atɛ
underclothes – tɛ wentə
understand(v) - nɪʊ
up – asɛ, asɛta
urinate – him hɛʊ
urine – hɪm
utensil

V

vehicle – loor
very – paa
village – kɔrʊ, tɛtə
visitor – akɔm

Hosted for free on livelingua.com

W

wait (v) – hoŋkʊ, hoŋkə
wake up (V) - hom
walk(v) – walʊ
take a walk - akalɪ
want(v) – ciʊ, sɛlʊ
war - yeʊ
wash (v) – yalʊ
wear - siʊ, si
week - kɔsɪɖa
west - mɪsə rəsɪnɖə
what - wɔ?
whatever - paa wɔ
where – lɔ
which - wo, wontɔ
white - cɪfələm
who – anɔ, wo
why – səmɔ/sə səmɔ/ar rɛ
wind - ahilɨm
window – teɖə
wonderful - ɖə makəmakə
wood - raasə
write (v) – maʊ, ma
wrong – tə sarm

Y

year - wʊnɔ, wʊsə
year before last – wʊntə wara
year (last) – wʊntə
yellow - aməñɔ
yes – aaʊ, ɛɛŋ
yesterday – ɖəɖə
young person – afapəyo/afapəwisə

Z

zero – fala
zipper – sisəkɪrərə
zit– anɪʊ

Hosted for free on livelingua.com